



Date: April 16, 2021

Scrip Code – 532960, 890145

BSE Limited

Phiroze Jeejeebhoy Towers,

Dalal Street,

Mumbai – 400 001

DHANI-EQ, DHANIPP

National Stock Exchange of India Limited

“Exchange Plaza”, Bandra-Kurla Complex,

Bandra (East),

Mumbai – 400 051

Sub: Outcome of the voting results of Postal Ballot

Dear Sir/Ma'am

In furtherance to Company Postal Ballot Notice dated March 6, 2021 (Notice) filed with the exchanges on March 15, 2021, seeking approval from Company shareholders on the business listed therein, and in accordance with the Regulation 44(3) of SEBI (Listing Obligations and Disclosure Requirements), Regulations, 2015, we enclose hereto the **e-voting results** of Postal Ballot along with Scrutinizer's Report.

All the resolutions as mentioned in the Notice have been approved by members with requisite majority, and shall be deemed to have been passed on April 15, 2021, being the last date of e-voting.

The same is also available on the Company's website at www.dhani.com.

We request you to kindly take the same on record.

For **Dhani Services Limited**

(formerly Indiabulls Ventures Limited)

Lalit Sharma

Company Secretary

CC: Luxemburg Stock Exchange

dhaniservices

Dhani Services Limited (formerly Indiabulls Ventures Limited) CIN: L74999DL1995PLC069631

Reg. Office: M - 62 & 63, First Floor, Connaught Place, New Delhi - 110001. T. +91 11 30252900, F. +91 11 30252901

Corp. Office: Indiabulls House, 448 - 451, Udyog Vihar, Phase - V, Gurugram - 122016, Haryana. Client Helpline: +91 22 61446300, F. +91 124 6681111

Website: www.dhani.com | Email: support@dhani.com

Dhani Services Limited (formerly Indiabulls Ventures Limited) Regulation 44(3) of the SEBI (Listing Obligations and Disclosure Requirements) Regulations, 2015 Format for Voting Results								
Date of Postal Ballot Notice					06-Mar-21			
Total number of Shareholders on Cut-off date - March 12, 2021					83134			
No. of shareholders present in the meeting either in person or through proxy:								
Promoters and Promoter Group:					N.A.			
Public:					N.A.			
No. of Shareholders attended the meeting through Video Conferencing								
Promoters and Promoter Group:					N.A.			
Public:					N.A.			
Agenda item no. 1: Approval for issuance of sponsored Level III ADRs / Depository Receipts and fresh issuance of equity shares for conversion into ADRs / Depository Receipts, and/or equity shares under a qualified institutions placement.								
Resolution required: (Ordinary/ Special)				Special				
Whether promoter/ promoter group are interested in the agenda/resolution?				No				
voting by members holding fully paid up Equity Shares of face value of Rs. 2 each (having 100% Voting Rights on each share held by them) (FPS)								
Category	Mode of Voting	No. of shares held (1)	No. of votes polled (2)	% of Votes Polled on outstanding shares (3)=[(2)/(1)]*100	No. of Votes – in favour (4)	No. of Votes – against (5)	% of Votes in favour on votes polled (6)=[(4)/(2)]*100	% of Votes against on votes polled (7)=[(5)/(2)]*100
Promoter and Promoter Group	E-Voting	1391,95,429	1391,95,429	100.000	1391,95,429	0	100.000	0.000
	Poll	1391,95,429	0	0.000	0	0	0.000	0.000
	Postal Ballot	1391,95,429	0	0.000	0	0	0.000	0.000
	Total	1391,95,429	1391,95,429	100.000	1391,95,429	0	100.000	0.000
Public- Institutions	E-Voting	1686,98,880	1294,36,081	76.726	1293,70,423	65,658	99.949	0.051
	Poll	1686,98,880	0	0.000	0	0	0.000	0.000
	Postal Ballot	1686,98,880	0	0.000	0	0	0.000	0.000
	Total	1686,98,880	1294,36,081	76.726	1293,70,423	65,658	99.949	0.051
Public- Non Institutions	E-Voting	2192,20,583	1153,29,746	52.609	1153,29,709	37	100.000	0.000
	Poll	2192,20,583	0	0.000	0	0	0	0
	Postal Ballot	2192,20,583	0	0.000	0	0	0.000	0.000
	Total	2192,20,583	1153,29,746	52.609	1153,29,709	37	100.000	0.000
Total		5271,14,892	3839,61,256	72.842	3838,95,561	65,695	99.983	0.017
voting by members holding Partly paid up Equity Shares of face value of Rs. 2 each, with paid up value Rs.1.10 per share (having 55% Voting Rights on each share held by them) (PPS)								
Category	Mode of Voting	No. of shares held (1)	No. of votes polled (2)	% of Votes Polled on outstanding shares (3)=[(2)/(1)]*100	No. of Votes – in favour (4)	No. of Votes – against (5)	% of Votes in favour on votes polled (6)=[(4)/(2)]*100	% of Votes against on votes polled (7)=[(5)/(2)]*100
Promoter and Promoter Group	E-Voting	357,88,434	357,88,434	100.000	357,88,434	0	100.000	0.000
	Poll	357,88,434	0	0.000	0	0	0.000	0.000
	Postal Ballot	357,88,434	0	0	0	0	0.000	0.000
	Total	357,88,434	357,88,434	100.000	357,88,434	0	100.000	0.000
Public- Institutions	E-Voting	131,55,119	111,97,896	85.122	111,97,896	0	100.000	0.000
	Poll	131,55,119	0	0.000	0	0	0.000	0.000
	Postal Ballot	131,55,119	0	0.000	0	0	0.000	0.000
	Total	131,55,119	111,97,896	85.122	111,97,896	0	100.000	0.000
Public- Non Institutions	E-Voting	338,80,441	158,59,174	46.809	158,59,174	0	100.000	0.000
	Poll	338,80,441	-	0.000	-	0	0.000	0.000
	Postal Ballot	338,80,441	0	0.000	0	0	0.000	0.000
	Total	338,80,441	158,59,174	46.809	158,59,174	0	100.000	0.000
Total		828,23,994	628,45,504	75.878	628,45,504	0	100.000	0.000
voting by members holding Partly paid up Equity Shares of face value of Rs. 2 each, with paid up value Re.0.80 per share (having 40% Voting Rights on each share held by them) (PPS)								
Category	Mode of Voting	No. of shares held (1)	No. of votes polled (2)	% of Votes Polled on outstanding shares (3)=[(2)/(1)]*100	No. of Votes – in favour (4)	No. of Votes – against (5)	% of Votes in favour on votes polled (6)=[(4)/(2)]*100	% of Votes against on votes polled (7)=[(5)/(2)]*100
Promoter and Promoter Group	E-Voting	0	0	0.000	0	0	0.000	0.000
	Poll	0	0	0.000	0	0	0.000	0.000
	Postal Ballot	0	0	0.000	0	0	0.000	0.000
	Total	0	0	0.000	0	0	0.000	0.000
Public- Institutions	E-Voting	464	0	0.000	0	0	0.000	0.000
	Poll	464	0	0.000	0	0	0.000	0.000
	Postal Ballot	464	0	0.000	0	0	0.000	0.000
	Total	464	0	0.000	0	0	0.000	0.000
Public- Non Institutions	E-Voting	84,660	0	0.000	0	0	0.000	0.000
	Poll	84,660	0	0.000	0	0	0.000	0.000
	Postal Ballot	84,660	0	0.000	0	0	0.000	0.000
	Total	84,660	0	0.000	0	0	0.000	0.000
Total		85,124	0	0.000	0	0	0.000	0.000
Combined voting by members -Based on the Voting Rights (FPS-100% ; PPS-55%; PPS- 40%) held by them								
Category	Mode of Voting	Voting Rights Held (1)	Voting Rights Polled (2)	% of Voting Rights Polled on outstanding Voting Rights (3)=[(2)/(1)]*100	No. of Voting Rights - in favour (4)	No. of Voting Rights - against (5)	% of Voting Rights in favour on Voting Rights polled (6)=[(4)/(2)]*100	% of Voting Rights against on Voting Rights polled (7)=[(5)/(2)]*100
Promoter and Promoter Group	E-Voting	1588,79,067.70	1588,79,067.70	100.000	1588,79,067.70	0	100.000	0.000
	Poll	1588,79,067.70	0	0.000	0	0	0.000	0.000
	Postal Ballot	1588,79,067.70	0	0.000	0	0	0.000	0.000
	Total	1588,79,067.70	1588,79,067.70	100.000	1588,79,067.70	0	100.000	0.000
Public- Institutions	E-Voting	1759,34,381.05	1355,94,923.80	77.071	1355,29,265.80	65,658.00	99.952	0.048
	Poll	1759,34,381.05	0	0.000	0	0	0.000	0.000
	Postal Ballot	1759,34,381.05	0	0.000	0	0	0.000	0.000
	Total	1759,34,381.05	1355,94,923.80	77.071	1355,29,265.80	65,658.00	99.952	0.048
Public- Non Institutions	E-Voting	2378,88,689.55	1240,52,291.70	52.147	1240,52,254.70	37.00	100.000	0.000
	Poll	2378,88,689.55	0	0.000	0	0	0.000	0.000
	Postal Ballot	2378,88,689.55	0	0.000	0	0	0.000	0.000
	Total	2378,88,689.55	1240,52,291.70	52.147	1240,52,254.70	37.00	100.000	0.000
Total		5727,02,138.30	4185,26,283.20	73.079	4184,60,588.20	65,695.00	99.984	0.016

Agenda item no. 2: Approval of Dhani Services Limited - Employee Stock Benefit Scheme 2021 and grant of Employee Stock Options and/or Shares and/or Stock Appreciation Rights to the employees/directors of the Company.									
Resolution required: (Ordinary/ Special)				Special					
Whether promoter/ promoter group are interested in the agenda/resolution?				No					
voting by members holding fully paid up Equity Shares of face value of Rs. 2 each (having 100% Voting Rights on each share held by them) (FPS)									
Category	Mode of Voting	No. of shares held (1)	No. of votes polled (2)	% of Votes Polled on outstanding shares (3)=[(2)/(1)]* 100	No. of Votes – in favour (4)	No. of Votes – against (5)	% of Votes in favour on votes polled (6)=[(4)/(2)]*1 00	% of Votes against on votes polled (7)=[(5)/(2)]*1 00	
Promoter and Promoter Group	E-Voting	1391,95,429	1391,95,429	100.000	1391,95,429	0	100.000	0.000	
	Poll	1391,95,429	0	0.000	0	0	0.000	0.000	
	Postal Ballot	1391,95,429	0	0.000	0	0	0.000	0.000	
	Total	1391,95,429	1391,95,429	100.000	1391,95,429	0	100.000	0.000	
Public- Institutions	E-Voting	1686,98,880	1294,36,081	76.726	1198,20,001	96,16,080	92.571	7.429	
	Poll	1686,98,880	0	0.000	0	0	0.000	0.000	
	Postal Ballot	1686,98,880	0	0.000	0	0	0.000	0.000	
	Total	1686,98,880	1294,36,081	76.726	1198,20,001	96,16,080	92.571	7.429	
Public- Non Institutions	E-Voting	2192,20,583	1153,29,746	52.609	1153,16,882	12,864	99.989	0.011	
	Poll	2192,20,583	0	0.000	0	0	0	0	
	Postal Ballot	2192,20,583	0	0.000	0	0	0.000	0.000	
	Total	2192,20,583	1153,29,746	52.609	1153,16,882	12,864	99.989	0.011	
Total		5271,14,892	3839,61,256	72.842	3743,32,312	96,28,944	97.492	2.508	
voting by members holding Partly paid up Equity Shares of face value of Rs. 2 each, with paid up value Rs.1.10 per share (having 55% Voting Rights on each share held by them) (PPS)									
Category	Mode of Voting	No. of shares held (1)	No. of votes polled (2)	% of Votes Polled on outstanding shares (3)=[(2)/(1)]* 100	No. of Votes – in favour (4)	No. of Votes – against (5)	% of Votes in favour on votes polled (6)=[(4)/(2)]*1 00	% of Votes against on votes polled (7)=[(5)/(2)]*1 00	
Promoter and Promoter Group	E-Voting	357,88,434	357,88,434	100.000	357,88,434	0	100.000	0.000	
	Poll	357,88,434	0	0.000	0	0	0.000	0.000	
	Postal Ballot	357,88,434	0	0	0	0	0.000	0.000	
	Total	357,88,434	357,88,434	100.000	357,88,434	0	100.000	0.000	
Public- Institutions	E-Voting	131,55,119	111,97,896	85.122	111,95,106	2,790	99.975	0.025	
	Poll	131,55,119	0	0.000	0	0	0.000	0.000	
	Postal Ballot	131,55,119	0	0.000	0	0	0.000	0.000	
	Total	131,55,119	111,97,896	85.122	111,95,106	2,790	99.975	0.025	
Public- Non Institutions	E-Voting	338,80,441	158,59,174	46.809	158,59,174	0	100.000	0.000	
	Poll	338,80,441	-	0.000	-	0	0.000	0.000	
	Postal Ballot	338,80,441	0	0.000	0	0	0.000	0.000	
	Total	338,80,441	158,59,174	46.809	158,59,174	0	100.000	0.000	
Total		828,23,994	628,45,504	75.878	628,42,714	2,790	99.996	0.004	
voting by members holding Partly paid up Equity Shares of face value of Rs. 2 each, with paid up value Re.0.80 per share (having 40% Voting Rights on each share held by them) (PPS)									
Category	Mode of Voting	No. of shares held (1)	No. of votes polled (2)	% of Votes Polled on outstanding shares (3)=[(2)/(1)]* 100	No. of Votes – in favour (4)	No. of Votes – against (5)	% of Votes in favour on votes polled (6)=[(4)/(2)]*1 00	% of Votes against on votes polled (7)=[(5)/(2)]*1 00	
Promoter and Promoter Group	E-Voting	0	0	0.000	0	0	0.000	0.000	
	Poll	0	0	0.000	0	0	0.000	0.000	
	Postal Ballot	0	0	0.000	0	0	0.000	0.000	
	Total	0	0	0.000	0	0	0.000	0.000	
Public- Institutions	E-Voting	464	0	0.000	0	0	0.000	0.000	
	Poll	464	0	0.000	0	0	0.000	0.000	
	Postal Ballot	464	0	0.000	0	0	0.000	0.000	
	Total	464	0	0.000	0	0	0.000	0.000	
Public- Non Institutions	E-Voting	84,660	0	0.000	0	0	0.000	0.000	
	Poll	84,660	0	0.000	0	0	0.000	0.000	
	Postal Ballot	84,660	0	0.000	0	0	0.000	0.000	
	Total	84,660	0	0.000	0	0	0.000	0.000	
Total		85,124	0	0.000	0	0	0.000	0.000	
Combined voting by members -Based on the Voting Rights (FPS-100% ; PPS-55%; PPS- 40%) held by them									
Category	Mode of Voting	Voting Rights Held (1)	Voting Rights Polled (2)	% of Voting Rights Polled on outstanding Voting Rights (3)=[(2)/(1)]*1 00	No. of Voting Rights - in favour (4)	No. of Voting Rights - against (5)	% of Voting Rights in favour on Voting Rights polled (6)=[(4)/(2)]*100	% of Voting Rights against on Voting Rights polled (7)=[(5)/(2)]*100	
Promoter and Promoter Group	E-Voting	1588,79,067.70	1588,79,067.70	100.000	1588,79,067.70	0	100.000	0.000	
	Poll	1588,79,067.70	0	0.000	0	0	0.000	0.000	
	Postal Ballot	1588,79,067.70	0	0.000	0	0	0.000	0.000	
	Total	1588,79,067.70	1588,79,067.70	100.000	1588,79,067.70	0	100.000	0.000	
Public- Institutions	E-Voting	1759,34,381.05	1355,94,923.80	77.071	1259,77,309.30	96,17,614.50	92.907	7.093	
	Poll	1759,34,381.05	0	0.000	0	0	0.000	0.000	
	Postal Ballot	1759,34,381.05	0	0.000	0	0	0.000	0.000	
	Total	1759,34,381.05	1355,94,923.80	77.071	1259,77,309.30	96,17,614.50	92.907	7.093	
Public- Non Institutions	E-Voting	2378,88,689.55	1240,52,291.70	52.147	1240,39,427.70	12,864.00	99.990	0.010	
	Poll	2378,88,689.55	0	0.000	0	0	0.000	0.000	
	Postal Ballot	2378,88,689.55	0	0.000	0	0	0.000	0.000	
	Total	2378,88,689.55	1240,52,291.70	52.147	1240,39,427.70	12,864.00	99.990	0.010	
Total		5727,02,138.30	4185,26,283.20	73.079	4088,95,804.70	96,30,478.50	97.699	2.301	

Agenda item no. 3: Approval to extend the benefits of Dhani Services Limited - Employee Stock Benefit Scheme 2021 to the employees and directors of the subsidiary company(ies), if any, of the Company.								
Resolution required: (Ordinary/ Special)				Special				
Whether promoter/ promoter group are interested in the agenda/resolution?				No				
voting by members holding fully paid up Equity Shares of face value of Rs. 2 each (having 100% Voting Rights on each share held by them) (FPS)								
Category	Mode of Voting	No. of shares held (1)	No. of votes polled (2)	% of Votes Polled on outstanding shares (3)=[(2)/(1)]* 100	No. of Votes – in favour (4)	No. of Votes – against (5)	% of Votes in favour on votes polled (6)=[(4)/(2)]*1 00	% of Votes against on votes polled (7)=[(5)/(2)]*1 00
Promoter and Promoter Group	E-Voting	1391,95,429	1391,95,429	100.000	1391,95,429	0	100.000	0.000
	Poll	1391,95,429	0	0.000	0	0	0.000	0.000
	Postal Ballot	1391,95,429	0	0.000	0	0	0.000	0.000
	Total	1391,95,429	1391,95,429	100.000	1391,95,429	0	100.000	0.000
Public- Institutions	E-Voting	1686,98,880	1294,36,081	76.726	1198,20,001	96,16,080	92.571	7.429
	Poll	1686,98,880	0	0.000	0	0	0.000	0.000
	Postal Ballot	1686,98,880	0	0.000	0	0	0.000	0.000
	Total	1686,98,880	1294,36,081	76.726	1198,20,001	96,16,080	92.571	7.429
Public- Non Institutions	E-Voting	2192,20,583	1153,29,745	52.609	1153,16,881	12,864	99.989	0.011
	Poll	2192,20,583	0	0.000	0	0	0	0
	Postal Ballot	2192,20,583	0	0.000	0	0	0.000	0.000
	Total	2192,20,583	1153,29,745	52.609	1153,16,881	12,864	99.989	0.011
Total		5271,14,892	3839,61,255	72.842	3743,32,311	96,28,944	97.492	2.508
voting by members holding Partly paid up Equity Shares of face value of Rs. 2 each, with paid up value Rs.1.10 per share (having 55% Voting Rights on each share held by them) (PPS)								
Category	Mode of Voting	No. of shares held (1)	No. of votes polled (2)	% of Votes Polled on outstanding shares (3)=[(2)/(1)]* 100	No. of Votes – in favour (4)	No. of Votes – against (5)	% of Votes in favour on votes polled (6)=[(4)/(2)]*1 00	% of Votes against on votes polled (7)=[(5)/(2)]*1 00
Promoter and Promoter Group	E-Voting	357,88,434	357,88,434	100.000	357,88,434	0	100.000	0.000
	Poll	357,88,434	0	0.000	0	0	0.000	0.000
	Postal Ballot	357,88,434	0	0	0	0	0.000	0.000
	Total	357,88,434	357,88,434	100.000	357,88,434	0	100.000	0.000
Public- Institutions	E-Voting	131,55,119	111,97,896	85.122	111,95,106	2,790	99.975	0.025
	Poll	131,55,119	0	0.000	0	0	0.000	0.000
	Postal Ballot	131,55,119	0	0.000	0	0	0.000	0.000
	Total	131,55,119	111,97,896	85.122	111,95,106	2,790	99.975	0.025
Public- Non Institutions	E-Voting	338,80,441	158,59,174	46.809	158,59,174	0	100.000	0.000
	Poll	338,80,441	-	0.000	-	0	0.000	0.000
	Postal Ballot	338,80,441	0	0.000	0	0	0.000	0.000
	Total	338,80,441	158,59,174	46.809	158,59,174	0	100.000	0.000
Total		828,23,994	628,45,504	75.878	628,42,714	2,790	99.996	0.004
voting by members holding Partly paid up Equity Shares of face value of Rs. 2 each, with paid up value Re.0.80 per share (having 40% Voting Rights on each share held by them) (PPS)								
Category	Mode of Voting	No. of shares held (1)	No. of votes polled (2)	% of Votes Polled on outstanding shares (3)=[(2)/(1)]* 100	No. of Votes – in favour (4)	No. of Votes – against (5)	% of Votes in favour on votes polled (6)=[(4)/(2)]*1 00	% of Votes against on votes polled (7)=[(5)/(2)]*1 00
Promoter and Promoter Group	E-Voting	0	0	0.000	0	0	0.000	0.000
	Poll	0	0	0.000	0	0	0.000	0.000
	Postal Ballot	0	0	0.000	0	0	0.000	0.000
	Total	0	0	0.000	0	0	0.000	0.000
Public- Institutions	E-Voting	464	0	0.000	0	0	0.000	0.000
	Poll	464	0	0.000	0	0	0.000	0.000
	Postal Ballot	464	0	0.000	0	0	0.000	0.000
	Total	464	0	0.000	0	0	0.000	0.000
Public- Non Institutions	E-Voting	84,660	0	0.000	0	0	0.000	0.000
	Poll	84,660	0	0.000	0	0	0.000	0.000
	Postal Ballot	84,660	0	0.000	0	0	0.000	0.000
	Total	84,660	0	0.000	0	0	0.000	0.000
Total		85,124	0	0.000	0	0	0.000	0.000
Combined voting by members -Based on the Voting Rights (FPS-100% ; PPS-55%; PPS- 40%) held by them								
Category	Mode of Voting	Voting Rights Held (1)	Voting Rights Polled (2)	% of Voting Rights Polled on outstanding Voting Rights (3)=[(2)/(1)]*1 00	No. of Voting Rights - in favour (4)	No. of Voting Rights - against (5)	% of Voting Rights in favour on Voting Rights polled (6)=[(4)/(2)]*100	% of Voting Rights against on Voting Rights polled (7)=[(5)/(2)]*100
Promoter and Promoter Group	E-Voting	1588,79,067.70	1588,79,067.70	100.000	1588,79,067.70	0	100.000	0.000
	Poll	1588,79,067.70	0	0.000	0	0	0.000	0.000
	Postal Ballot	1588,79,067.70	0	0.000	0	0	0.000	0.000
	Total	1588,79,067.70	1588,79,067.70	100.000	1588,79,067.70	0	100.000	0.000
Public- Institutions	E-Voting	1759,34,381.05	1355,94,923.80	77.071	1259,77,309.30	96,17,614.50	92.907	7.093
	Poll	1759,34,381.05	0	0.000	0	0	0.000	0.000
	Postal Ballot	1759,34,381.05	0	0.000	0	0	0.000	0.000
	Total	1759,34,381.05	1355,94,923.80	77.071	1259,77,309.30	96,17,614.50	92.907	7.093
Public- Non Institutions	E-Voting	2378,88,689.55	1240,52,290.70	52.147	1240,39,426.70	12,864.00	99.990	0.010
	Poll	2378,88,689.55	0	0.000	0	0	0.000	0.000
	Postal Ballot	2378,88,689.55	0	0.000	0	0	0.000	0.000
	Total	2378,88,689.55	1240,52,290.70	52.147	1240,39,426.70	12,864.00	99.990	0.010
Total		5727,02,138.30	4185,26,282.20	73.079	4088,95,803.70	96,30,478.50	97.699	2.301

Agenda item no. 4: Approval for Trust to implement and administer Dhani Services Limited - Employee Stock Benefit Scheme 2021 and other Scheme(s) and secondary market acquisition.

Resolution required: (Ordinary/ Special)	Special
Whether promoter/ promoter group are interested in the agenda/resolution?	No

voting by members holding fully paid up Equity Shares of face value of Rs. 2 each (having 100% Voting Rights on each share held by them) (FPS)

Category	Mode of Voting	No. of shares held (1)	No. of votes polled (2)	% of Votes Polled on outstanding shares (3)=[(2)/(1)]*100	No. of Votes – in favour (4)	No. of Votes – against (5)	% of Votes in favour on votes polled (6)=[(4)/(2)]*100	% of Votes against on votes polled (7)=[(5)/(2)]*100
Promoter and Promoter Group	E-Voting	1391,95,429	1391,95,429	100.000	1391,95,429	0	100.000	0.000
	Poll	1391,95,429	0	0.000	0	0	0.000	0.000
	Postal Ballot	1391,95,429	0	0.000	0	0	0.000	0.000
	Total	1391,95,429	1391,95,429	100.000	1391,95,429	0	100.000	0.000
Public- Institutions	E-Voting	1686,98,880	1294,36,081	76.726	1198,40,059	95,96,022	92.586	7.414
	Poll	1686,98,880	0	0.000	0	0	0.000	0.000
	Postal Ballot	1686,98,880	0	0.000	0	0	0.000	0.000
	Total	1686,98,880	1294,36,081	76.726	1198,40,059	95,96,022	92.586	7.414
Public- Non Institutions	E-Voting	2192,20,583	1153,29,745	52.609	1153,16,898	12,847	99.989	0.011
	Poll	2192,20,583	0	0.000	0	0	0	0
	Postal Ballot	2192,20,583	0	0.000	0	0	0.000	0.000
	Total	2192,20,583	1153,29,745	52.609	1153,16,898	12,847	99.989	0.011
	Total	5271,14,892	3839,61,255	72.842	3743,52,386	96,08,869	97.497	2.503

voting by members holding Partly paid up Equity Shares of face value of Rs. 2 each, with paid up value Rs.1.10 per share

(having 55% Voting Rights on each share held by them) (PPS)

Category	Mode of Voting	No. of shares held (1)	No. of votes polled (2)	% of Votes Polled on outstanding shares (3)=[(2)/(1)]*100	No. of Votes – in favour (4)	No. of Votes – against (5)	% of Votes in favour on votes polled (6)=[(4)/(2)]*100	% of Votes against on votes polled (7)=[(5)/(2)]*100
Promoter and Promoter Group	E-Voting	357,88,434	357,88,434	100.000	357,88,434	0	100.000	0.000
	Poll	357,88,434	0	0.000	0	0	0.000	0.000
	Postal Ballot	357,88,434	0	0	0	0	0.000	0.000
	Total	357,88,434	357,88,434	100.000	357,88,434	0	100.000	0.000
Public- Institutions	E-Voting	131,55,119	111,97,896	85.122	111,97,896	0	100.000	0.000
	Poll	131,55,119	0	0.000	0	0	0.000	0.000
	Postal Ballot	131,55,119	0	0.000	0	0	0.000	0.000
	Total	131,55,119	111,97,896	85.122	111,97,896	0	100.000	0.000
Public- Non Institutions	E-Voting	338,80,441	158,59,174	46.809	158,59,174	0	100.000	0.000
	Poll	338,80,441	0	0.000	0	0	0.000	0.000
	Postal Ballot	338,80,441	0	0.000	0	0	0.000	0.000
	Total	338,80,441	158,59,174	46.809	158,59,174	0	100.000	0.000
	Total	828,23,994	628,45,504	75.878	628,45,504	0	100.000	0.000

voting by members holding Partly paid up Equity Shares of face value of Rs. 2 each, with paid up value Re.0.80 per share

(having 40% Voting Rights on each share held by them) (PPS)

Category	Mode of Voting	No. of shares held (1)	No. of votes polled (2)	% of Votes Polled on outstanding shares (3)=[(2)/(1)]*100	No. of Votes – in favour (4)	No. of Votes – against (5)	% of Votes in favour on votes polled (6)=[(4)/(2)]*100	% of Votes against on votes polled (7)=[(5)/(2)]*100
Promoter and Promoter Group	E-Voting	0	0	0.000	0	0	0.000	0.000
	Poll	0	0	0.000	0	0	0.000	0.000
	Postal Ballot	0	0	0.000	0	0	0.000	0.000
	Total	0	0	0.000	0	0	0.000	0.000
Public- Institutions	E-Voting	464	0	0.000	0	0	0.000	0.000
	Poll	464	0	0.000	0	0	0.000	0.000
	Postal Ballot	464	0	0.000	0	0	0.000	0.000
	Total	464	0	0.000	0	0	0.000	0.000
Public- Non Institutions	E-Voting	84,660	0	0.000	0	0	0.000	0.000
	Poll	84,660	0	0.000	0	0	0.000	0.000
	Postal Ballot	84,660	0	0.000	0	0	0.000	0.000
	Total	84,660	0	0.000	0	0	0.000	0.000
	Total	85,124	0	0.000	0	0	0.000	0.000

Combined voting by members -Based on the Voting Rights (FPS-100% ; PPS-55%; PPS- 40%) held by them

Category	Mode of Voting	Voting Rights Held (1)	Voting Rights Polled (2)	% of Voting Rights Polled on outstanding Voting Rights (3)=[(2)/(1)]*100	No. of Voting Rights - in favour (4)	No. of Voting Rights - against (5)	% of Voting Rights in favour on Voting Rights polled (6)=[(4)/(2)]*100	% of Voting Rights against on Voting Rights polled (7)=[(5)/(2)]*100
Promoter and Promoter Group	E-Voting	1588,79,067.70	1588,79,067.70	100.000	1588,79,067.70	0	100.000	0.000
	Poll	1588,79,067.70	0	0.000	0	0	0.000	0.000
	Postal Ballot	1588,79,067.70	0	0.000	0	0	0.000	0.000
	Total	1588,79,067.70	1588,79,067.70	100.000	1588,79,067.70	0	100.000	0.000
Public- Institutions	E-Voting	1759,34,381.05	1355,94,923.80	77.071	1259,98,901.80	95,96,022.00	92.923	7.077
	Poll	1759,34,381.05	0	0.000	0	0	0.000	0.000
	Postal Ballot	1759,34,381.05	0	0.000	0	0	0.000	0.000
	Total	1759,34,381.05	1355,94,923.80	77.071	1259,98,901.80	95,96,022.00	92.923	7.077
Public- Non Institutions	E-Voting	2378,88,689.55	1240,52,290.70	52.147	1240,39,443.70	12,847.00	99.990	0.010
	Poll	2378,88,689.55	0	0.000	0	0	0.000	0.000
	Postal Ballot	2378,88,689.55	0	0.000	0	0	0.000	0.000
	Total	2378,88,689.55	1240,52,290.70	52.147	1240,39,443.70	12,847.00	99.990	0.010
	Total	5727,02,138.30	4185,26,282.20	73.079	4089,17,413.20	96,08,869.00	97.704	2.296

Agenda item no. 5: Approval to amend existing Main Objects clause of the Memorandum of Association of the Company.								
Resolution required: (Ordinary/ Special)			Special					
Whether promoter/ promoter group are interested in the agenda/resolution?			No					
voting by members holding fully paid up Equity Shares of face value of Rs. 2 each (having 100% Voting Rights on each share held by them) (FPS)								
Category	Mode of Voting	No. of shares held (1)	No. of votes polled (2)	% of Votes Polled on outstanding shares (3)=[(2)/(1)]* 100	No. of Votes – in favour (4)	No. of Votes – against (5)	% of Votes in favour on votes polled (6)=[(4)/(2)]*1 00	% of Votes against on votes polled (7)=[(5)/(2)]*1 00
Promoter and Promoter Group	E-Voting	1391,95,429	1391,95,429	100.000	1391,95,429	0	100.000	0.000
	Poll	1391,95,429	0	0.000	0	0	0.000	0.000
	Postal Ballot	1391,95,429	0	0.000	0	0	0.000	0.000
	Total	1391,95,429	1391,95,429	100.000	1391,95,429	0	100.000	0.000
Public- Institutions	E-Voting	1686,98,880	1294,36,081	76.726	1294,36,081	0	100.000	0.000
	Poll	1686,98,880	0	0.000	0	0	0.000	0.000
	Postal Ballot	1686,98,880	0	0.000	0	0	0.000	0.000
	Total	1686,98,880	1294,36,081	76.726	1294,36,081	0	100.000	0.000
Public- Non Institutions	E-Voting	2192,20,583	1153,29,726	52.609	1153,29,347	379	100.000	0.000
	Poll	2192,20,583	0	0.000	0	0	0	0
	Postal Ballot	2192,20,583	0	0.000	0	0	0.000	0.000
	Total	2192,20,583	1153,29,726	52.609	1153,29,347	379	100.000	0.000
Total		5271,14,892	3839,61,236	72.842	3839,60,857	379	100.000	0.000
voting by members holding Partly paid up Equity Shares of face value of Rs. 2 each, with paid up value Rs.1.10 per share (having 55% Voting Rights on each share held by them) (PPS)								
Category	Mode of Voting	No. of shares held (1)	No. of votes polled (2)	% of Votes Polled on outstanding shares (3)=[(2)/(1)]* 100	No. of Votes – in favour (4)	No. of Votes – against (5)	% of Votes in favour on votes polled (6)=[(4)/(2)]*1 00	% of Votes against on votes polled (7)=[(5)/(2)]*1 00
Promoter and Promoter Group	E-Voting	357,88,434	357,88,434	100.000	357,88,434	0	100.000	0.000
	Poll	357,88,434	0	0.000	0	0	0.000	0.000
	Postal Ballot	357,88,434	0	0	0	0	0.000	0.000
	Total	357,88,434	357,88,434	100.000	357,88,434	0	100.000	0.000
Public- Institutions	E-Voting	131,55,119	111,97,896	85.122	111,97,896	0	100.000	0.000
	Poll	131,55,119	0	0.000	0	0	0.000	0.000
	Postal Ballot	131,55,119	0	0.000	0	0	0.000	0.000
	Total	131,55,119	111,97,896	85.122	111,97,896	0	100.000	0.000
Public- Non Institutions	E-Voting	338,80,441	158,59,174	46.809	158,59,174	0	100.000	0.000
	Poll	338,80,441	-	0.000	-	0	0.000	0.000
	Postal Ballot	338,80,441	0	0.000	0	0	0.000	0.000
	Total	338,80,441	158,59,174	46.809	158,59,174	0	100.000	0.000
Total		828,23,994	628,45,504	75.878	628,45,504	0	100.000	0.000
voting by members holding Partly paid up Equity Shares of face value of Rs. 2 each, with paid up value Re.0.80 per share (having 40% Voting Rights on each share held by them) (PPS)								
Category	Mode of Voting	No. of shares held (1)	No. of votes polled (2)	% of Votes Polled on outstanding shares (3)=[(2)/(1)]* 100	No. of Votes – in favour (4)	No. of Votes – against (5)	% of Votes in favour on votes polled (6)=[(4)/(2)]*1 00	% of Votes against on votes polled (7)=[(5)/(2)]*1 00
Promoter and Promoter Group	E-Voting	0	0	0.000	0	0	0.000	0.000
	Poll	0	0	0.000	0	0	0.000	0.000
	Postal Ballot	0	0	0.000	0	0	0.000	0.000
	Total	0	0	0.000	0	0	0.000	0.000
Public- Institutions	E-Voting	464	0	0.000	0	0	0.000	0.000
	Poll	464	0	0.000	0	0	0.000	0.000
	Postal Ballot	464	0	0.000	0	0	0.000	0.000
	Total	464	0	0.000	0	0	0.000	0.000
Public- Non Institutions	E-Voting	84,660	0	0.000	0	0	0.000	0.000
	Poll	84,660	0	0.000	0	0	0.000	0.000
	Postal Ballot	84,660	0	0.000	0	0	0.000	0.000
	Total	84,660	0	0.000	0	0	0.000	0.000
Total		85,124	0	0.000	0	0	0.000	0.000
Combined voting by members -Based on the Voting Rights (FPS-100% ; PPS-55%; PPS- 40%) held by them								
Category	Mode of Voting	Voting Rights Held (1)	Voting Rights Polled (2)	% of Voting Rights Polled on outstanding Voting Rights (3)=[(2)/(1)]*1 00	No. of Voting Rights - in favour (4)	No. of Voting Rights - against (5)	% of Voting Rights in favour on Voting Rights polled (6)=[(4)/(2)]*100	% of Voting Rights against on Voting Rights polled (7)=[(5)/(2)]*100
Promoter and Promoter Group	E-Voting	1588,79,067.70	1588,79,067.70	100.000	1588,79,067.70	0	100.000	0.000
	Poll	1588,79,067.70	0	0.000	0	0	0.000	0.000
	Postal Ballot	1588,79,067.70	0	0.000	0	0	0.000	0.000
	Total	1588,79,067.70	1588,79,067.70	100.000	1588,79,067.70	0	100.000	0.000
Public- Institutions	E-Voting	1759,34,381.05	1355,94,923.80	77.071	1355,94,923.80	0.00	100.000	0.000
	Poll	1759,34,381.05	0	0.000	0	0	0.000	0.000
	Postal Ballot	1759,34,381.05	0	0.000	0	0	0.000	0.000
	Total	1759,34,381.05	1355,94,923.80	77.071	1355,94,923.80	0.00	100.000	0.000
Public- Non Institutions	E-Voting	2378,88,689.55	1240,52,271.70	52.147	1240,51,892.70	379.00	100.000	0.000
	Poll	2378,88,689.55	0	0.000	0	0	0.000	0.000
	Postal Ballot	2378,88,689.55	0	0.000	0	0	0.000	0.000
	Total	2378,88,689.55	1240,52,271.70	52.147	1240,51,892.70	379.00	100.000	0.000
Total		5727,02,138.30	4185,26,263.20	73.079	4185,25,884.20	379.00	100.000	0.000

Agenda item no. 6: Approval for extension of time for making Third and Final Call on partly paid up equity shares allotted under the Rights Issue in terms of Letter of Offer dated February 1, 2018.

Resolution required: (Ordinary/ Special)		Special						
Whether promoter/ promoter group are interested in the agenda/resolution?		No						
voting by members holding fully paid up Equity Shares of face value of Rs. 2 each (having 100% Voting Rights on each share held by them) (FPS)								
Category	Mode of Voting	No. of shares held (1)	No. of votes polled (2)	% of Votes Polled on outstanding shares (3)=[(2)/(1)]* 100	No. of Votes – in favour (4)	No. of Votes – against (5)	% of Votes in favour on votes polled (6)=[(4)/(2)]*100	% of Votes against on votes polled (7)=[(5)/(2)]*100
Promoter and Promoter Group	E-Voting	1391,95,429	1391,95,429	100.000	1391,95,429	0	100.000	0.000
	Poll	1391,95,429	0	0.000	0	0	0.000	0.000
	Postal Ballot	1391,95,429	0	0.000	0	0	0.000	0.000
	Total	1391,95,429	1391,95,429	100.000	1391,95,429	0	100.000	0.000
Public- Institutions	E-Voting	1686,98,880	1294,36,081	76.726	1293,70,423	65,658	99.949	0.051
	Poll	1686,98,880	0	0.000	0	0	0.000	0.000
	Postal Ballot	1686,98,880	0	0.000	0	0	0.000	0.000
	Total	1686,98,880	1294,36,081	76.726	1293,70,423	65,658	99.949	0.051
Public- Non Institutions	E-Voting	2192,20,583	1153,29,726	52.609	1153,27,909	1,817	99.998	0.002
	Poll	2192,20,583	0	0.000	0	0	0	0
	Postal Ballot	2192,20,583	0	0.000	0	0	0.000	0.000
	Total	2192,20,583	1153,29,726	52.609	1153,27,909	1,817	99.998	0.002
Total		5271,14,892	3839,61,236	72.842	3838,93,761	67,475	99.982	0.018

voting by members holding Partly paid up Equity Shares of face value of Rs. 2 each, with paid up value Rs.1.10 per share (having 55% Voting Rights on each share held by them) (PPS)

Category	Mode of Voting	No. of shares held (1)	No. of votes polled (2)	% of Votes Polled on outstanding shares (3)=[(2)/(1)]*100	No. of Votes – in favour (4)	No. of Votes – against (5)	% of Votes in favour on votes polled (6)=[(4)/(2)]*100	% of Votes against on votes polled (7)=[(5)/(2)]*100
Promoter and Promoter Group	E-Voting	357,88,434	357,88,434	100.000	357,88,434	0	100.000	0.000
	Poll	357,88,434	0	0.000	0	0	0.000	0.000
	Postal Ballot	357,88,434	0	0	0	0	0.000	0.000
	Total	357,88,434	357,88,434	100.000	357,88,434	0	100.000	0.000
Public- Institutions	E-Voting	131,55,119	111,97,896	85.122	111,97,896	0	100.000	0.000
	Poll	131,55,119	0	0.000	0	0	0.000	0.000
	Postal Ballot	131,55,119	0	0.000	0	0	0.000	0.000
	Total	131,55,119	111,97,896	85.122	111,97,896	0	100.000	0.000
Public- Non Institutions	E-Voting	338,80,441	158,59,174	46.809	158,59,174	0	100.000	0.000
	Poll	338,80,441	0	0.000	0	0	0.000	0.000
	Postal Ballot	338,80,441	0	0.000	0	0	0.000	0.000
	Total	338,80,441	158,59,174	46.809	158,59,174	0	100.000	0.000
Total		828,23,994	628,45,504	75.878	628,45,504	0	100.000	0.000


voting by members holding Partly paid up Equity Shares of face value of Rs. 2 each, with paid up value Re.0.80 per share (having 40% Voting Rights on each share held by them) (PPS)

Category	Mode of Voting	No. of shares held (1)	No. of votes polled (2)	% of Votes Polled on outstanding shares (3)=[(2)/(1)]*100	No. of Votes – in favour (4)	No. of Votes – against (5)	% of Votes in favour on votes polled (6)=[(4)/(2)]*100	% of Votes against on votes polled (7)=[(5)/(2)]*100
Promoter and Promoter Group	E-Voting	0	0	0.000	0	0	0.000	0.000
	Poll	0	0	0.000	0	0	0.000	0.000
	Postal Ballot	0	0	0.000	0	0	0.000	0.000
	Total	0	0	0.000	0	0	0.000	0.000
Public- Institutions	E-Voting	464	0	0.000	0	0	0.000	0.000
	Poll	464	0	0.000	0	0	0.000	0.000
	Postal Ballot	464	0	0.000	0	0	0.000	0.000
	Total	464	0	0.000	0	0	0.000	0.000
Public- Non Institutions	E-Voting	84,660	0	0.000	0	0	0.000	0.000
	Poll	84,660	0	0.000	0	0	0.000	0.000
	Postal Ballot	84,660	0	0.000	0	0	0.000	0.000
	Total	84,660	0	0.000	0	0	0.000	0.000
Total		85,124	0	0.000	0	0	0.000	0.000

Combined voting by members -Based on the Voting Rights (FPS-100% ; PPS-55%; PPS- 40%) held by them

Category	Mode of Voting	Voting Rights Held (1)	Voting Rights Polled (2)	% of Voting Rights Polled on outstanding Voting Rights (3)=[(2)/(1)]*100	No. of Voting Rights - in favour (4)	No. of Voting Rights - against (5)	% of Voting Rights in favour on Voting Rights polled (6)=[(4)/(2)]*100	% of Voting Rights against on Voting Rights polled (7)=[(5)/(2)]*100
Promoter and Promoter Group	E-Voting	1588,79,067.70	1588,79,067.70	100.000	1588,79,067.70	0	100.000	0.000
	Poll	1588,79,067.70	0	0.000	0	0	0.000	0.000
	Postal Ballot	1588,79,067.70	0	0.000	0	0	0.000	0.000
	Total	1588,79,067.70	1588,79,067.70	100.000	1588,79,067.70	0	100.000	0.000
Public- Institutions	E-Voting	1759,34,381.05	1355,94,923.80	77.071	1355,29,265.80	65,658.00	99.952	0.048
	Poll	1759,34,381.05	0	0.000	0	0	0.000	0.000
	Postal Ballot	1759,34,381.05	0	0.000	0	0	0.000	0.000
	Total	1759,34,381.05	1355,94,923.80	77.071	1355,29,265.80	65,658.00	99.952	0.048
Public- Non Institutions	E-Voting	2378,88,689.55	1240,52,271.70	52.147	1240,50,454.70	1,817.00	99.999	0.001
	Poll	2378,88,689.55	0	0.000	0	0	0.000	0.000
	Postal Ballot	2378,88,689.55	0	0.000	0	0	0.000	0.000
	Total	2378,88,689.55	1240,52,271.70	52.147	1240,50,454.70	1,817.00	99.999	0.001
Total		5727,02,138.30	4185,26,263.20	73.079	4184,58,788.20	67,475.00	99.984	0.016

Dhani Services Limited
formerly Indiabulls Ventures Limited



Company Secretary
Date: April 16, 2021



Swati Jain & Associates

Chartered Accountant

CA Swati Jain

Tel. No: 9810774059

E-mail: jain.swati52@yahoo.com

GSTIN: 06AGRPJ1947N1ZS

Scrutinizer's Report

[Pursuant to Section 110 of the Companies Act, 2013 and Rule 22 of the Companies (Management and Administration) Rules, 2014]

To,
The Chairman
Dhani Services Limited
(formerly Indiabulls Ventures Limited)
M-62 & 63, First Floor,
Connaught Place New Delhi – 110 001

Sub: Consolidated Scrutinizer's Report on Postal Ballot and remote e-voting conducted pursuant to Section 110 of the Companies Act, 2013 ('the Act') read with Rule 22 of Companies (Management and Administration) Rules, 2014 ('the Rules') on agenda items stated in Postal Ballot Notice dated March 6, 2021.

Dear Sir,

I, Swati Jain, Proprietor of M/s. Swati Jain & Associates, Practicing Chartered Accountants, having office at D-905, Park View Ananda, Bestech, Sector-81, Gurugram- 122004, was appointed as the scrutinizer by the Board of Directors of **Dhani Services Limited** (formerly *Indiabulls Ventures Limited*) ("the Company") for the purpose of scrutinizing the process of remote e-voting on the resolutions set out in the Postal Ballot Notice dated March 6, 2021.

I hereby submit my Report as under:

1. The dispatch of Postal Ballot Notice dated March 6, 2021 was completed by the Company on March 15, 2021 to all its eligible members through permitted mode one-mails to those members who have registered their email addresses with their depository participants.
2. The Notices of Postal Ballot were sent to those members of the Company, whose name appeared in the Register of Members of the Company on March 12, 2021 ('cut-off date').
3. Particulars related to e-voting communications received from the Members, if any, have been entered in a Register, separately maintained for the purpose.
4. All e-voting communications received upto the close of working hours i.e. 05:00 P.M. on Thursday, April 15, 2021 (the last date and time fixed by the Company for e-voting) were considered for my scrutiny.
5. The e-voting module of KFin Technologies Private Limited (formerly Karvy Fintech Private Limited) was disabled on Thursday, April 15, 2021 at 05:02 P. M.




Address: D-905, Park View Ananda, Bestech, Sector-81, Gurugram- 122004, Haryana

6. The votes cast through remote e-voting were unblocked on Thursday, April 15, 2021 around 05:02P.M. in the presence of two witnesses viz. Ms. Deepali Jain (PAN: ASBPJ9583A) R/o A-18, Sector -1, Shatabdi Nagar, Meerut -250103 and Mr. Rajat Kumar Jain (PAN: AKDPJ0162B) R/o 433D Gulmohur Greens, Mohan Nagar, Ghaziabad, 201007 (who are not in the employment of the Company). They have signed below in confirmation of the votes being unblocked in their presence.



Witness 1: Ms. Deepali Jain



Witness 2: Mr. Rajat Kumar Jain

7. After the closure of the e-voting, the report on the said voting was generated in my presence and was diligently scrutinized.
8. The result of remote e-voting in respect of the resolutions contained in the Postal Ballot Notice dated March 6, 2021 is as under:

Item No. 1 As a Special Resolution: Approval for issuance of sponsored Level III ADRs / Depository Receipts and fresh issuance of equity shares for conversion into ADRs / Depository Receipts, and/or equity shares under a qualified institutions placement.

(i) Voted in favour of resolution:

Voting Rights	Number of members voted through e-voting	Number of members voted through Ballot Paper	Number of votes casted in favour of resolution	Percentage of the total number of valid votes casted
100% voting rights- Fully paid up shares	338	NA	38,38,95,561	99.98%
55% voting rights- Partly paid up shares with paid up value of Rs.1.10 per share	106	NA	6,28,45,504	100.00%
40% voting rights- Partly paid up shares with paid up value of Re.0.80 per share	0	NA	0	0.000%

(ii) Voted against the resolution:

Voting Rights	Number of members voted through e-voting	Number of members voted through Ballot Paper	Number of votes casted in against of resolution	Percentage of the total number of valid votes casted



100% voting rights- Fully paid up shares	8	NA	65,695	0.02%
55% voting rights- Partly paid up shares with paid up value of Rs.1.10 per share	0	NA	0	0.000%
40% voting rights- Partly paid up shares with paid up value of Re.0.80 per share	0	NA	0	0.000%

(iii) Invalid votes*:

Voting Rights	Total numbers of members whose votes were declared invalid	Total number of votes casted by them
100% voting rights- Fully paid up shares	3	40,922
55% voting rights- Partly paid up shares with paid up value of Rs.1.10 per share	0	0
40% voting rights- Partly paid up shares with paid up value of Re.0.80 per share	0	0

**includes abstain votes.*

Item No. 2 As a Special Resolution: Approval of Dhani Services Limited - Employee Stock Benefit Scheme 2021 and grant of Employee Stock Options and/or Shares and/or Stock Appreciation Rights to the employees/directors of the Company.

(i) Voted in favour of resolution:

Voting Rights	Number of members voted through e-voting	Number of members voted through Ballot Paper	Number of votes casted in favour of resolution	Percentage of the total number of valid votes casted
100% voting rights- Fully paid up shares	310	NA	37,43,32,312	97.49%
55% voting rights- Partly paid up shares with paid up value of Rs.1.10 per share	105	NA	6,28,42,714	100.00%
40% voting rights- Partly paid up shares with paid up value of Re.0.80 per share	0	NA	0	0.00%



(ii) Voted against the resolution:

Voting Rights	Number of members voted through e-voting	Number of members voted through Ballot Paper	Number of votes casted in against of resolution	Percentage of the total number of valid votes casted
100% voting rights- Fully paid up shares	36	NA	9628944	2.51%
55% voting rights- Partly paid up shares with paid up value of Rs.1.10 per share	1	NA	2,790	0.00%
40% voting rights- Partly paid up shares with paid up value of Re.0.80 per share	0	NA	0	0.00%

(iii) Invalid votes*:

Voting Rights	Total numbers of members whose votes were declared invalid	Total number of votes casted by them
100% voting rights- Fully paid up shares	3	40,922
55% voting rights- Partly paid up shares with paid up value of Rs.1.10 per share	0	0
40% voting rights- Partly paid up shares with paid up value of Re.0.80 per share	0	0

**includes abstain votes.*

Item No. 3 As a Special Resolution: Approval to extend the benefits of Dhani Services Limited - Employee Stock Benefit Scheme 2021 to the employees and directors of the subsidiary company(ies), if any, of the Company.

(i) Voted in favour of resolution:

Voting Rights	Number of members voted through e-voting	Number of members voted through Ballot Paper	Number of votes casted in favour of resolution	Percentage of the total number of valid votes casted



100% voting rights- Fully paid up shares	309	NA	37,43,32,311	97.49%
55% voting rights- Partly paid up shares with paid up value of Rs.1.10 per share	105	NA	6,28,42,714	100.00%
40% voting rights- Partly paid up shares with paid up value of Re.0.80 per share	0	NA	0	0.000%

(ii) Voted against the resolution:

Voting Rights	Number of members voted through e-voting	Number of members voted through Ballot Paper	Number of votes casted in against of resolution	Percentage of the total number of valid votes casted
100% voting rights- Fully paid up shares	36	NA	96,28,944	2.51%
55% voting rights- Partly paid up shares with paid up value of Rs.1.10 per share	1	NA	2,790	0.000%
40% voting rights- Partly paid up shares with paid up value of Re.0.80 per share	0	NA	0	0.000%

(iii) Invalid votes*:

Voting Rights	Total numbers of members whose votes were declared invalid	Total number of votes casted by them
100% voting rights- Fully paid up shares	4	40,923
55% voting rights- Partly paid up shares with paid up value of Rs.1.10 per share	0	0
40% voting rights- Partly paid up shares with paid up value of Re.0.80 per share	0	0

**includes abstain votes.*



Item No. 4

As a Special Resolution: Approval for Trust to implement and administer Dhani Services Limited - Employee Stock Benefit Scheme 2021 and other Scheme(s) and secondary market acquisition.

(i) Voted in favour of resolution:

Voting Rights	Number of members voted through e-voting	Number of members voted through Ballot Paper	Number of votes casted in favour of resolution	Percentage of the total number of valid votes casted
100% voting rights-Fully paid up shares	311	NA	37,43,52,386	97.50%
55% voting rights-Partly paid up shareswith paid up value of Rs.1.10 per share	106	NA	6,28,45,504	100.00%
40% voting rights-Partly paid up shareswith paid up value of Re.0.80 per share	0	NA	0	0.000%

(ii) Voted against the resolution:

Voting Rights	Number of members voted through e-voting	Number of members voted through Ballot Paper	Number of votes casted in against of resolution	Percentage of the total number of valid votes casted
100% voting rights-Fully paid up shares	34	NA	96,08,869	2.50%
55% voting rights-Partly paid up shareswith paid up value of Rs.1.10 per share	0	NA	0	0
40% voting rights-Partly paid up shareswith paid up value of Re.0.80 per share	0	NA	0	0.000%

(iii) Invalid votes*:

Voting Rights	Total numbers of members whose votes were declared invalid	Total number of votes casted by them
100% voting rights- Fully paid up shares	4	40,923
55% voting rights- Partly paid up shareswith paid up value of Rs.1.10 per share	0	0
40% voting rights- Partly paid up shareswith paid up value of	0	0



Re.0.80 per share

**includes abstain votes.*

Item No. 5 As a Special Resolution: Approval to amend existing Main Objects clause of the Memorandum of Association of the Company.

(i) Voted in favour of resolution:

Voting Rights	Number of members voted through e-voting	Number of members voted through Ballot Paper	Number of votes casted in favour of resolution	Percentage of the total number of valid votes casted
100% voting rights-Fully paid up shares	338	NA	38,39,60,857	100.00%
55% voting rights-Partly paid up shareswith paid up value of Rs.1.10 per share	106	NA	6,28,45,504	100.00%
40% voting rights-Partly paid up shareswith paid up value of Re.0.80 per share	0	NA	0	0.000%

(ii) Voted against the resolution:

Voting Rights	Number of members voted through e-voting	Number of members voted through Ballot Paper	Number of votes casted in against of resolution	Percentage of the total number of valid votes casted
100% voting rights-Fully paid up shares	7	NA	379	0.00%
55% voting rights-Partly paid up shareswith paid up value of Rs.1.10 per share	0	NA	0	0.00%
40% voting rights-Partly paid up shareswith paid up value of Re.0.80 per share	0	NA	0	0.000%

(iii) Invalid votes*:

Voting Rights	Total numbers of members whose votes were declared invalid	Total number of votes casted by them
100% voting rights- Fully paid up shares	4	40,942



55% voting rights- Partly paid up shareswith paid up value of Rs.1.10 per share	0	0
40% voting rights- Partly paid up shareswith paid up value of Re.0.80 per share	0	0

**includes abstain votes.*

Item No. 6 As a Special Resolution: Approval for extension of time for making Third and Final Call on partly paid up equity shares allotted under the Rights Issue in terms of Letter of Offer dated February 1, 2018.

(i) Voted in favour of resolution:

Voting Rights	Number of members voted through e-voting	Number of members voted through Ballot Paper	Number of votes casted in favour of resolution	Percentage of the total number of valid votes casted
100% voting rights- Fully paid up shares	332	NA	38,38,93,761	99.98%
55% voting rights- Partly paid up shareswith paid up value of Rs.1.10 per share	106	NA	6,28,45,504	100.00%
40% voting rights- Partly paid up shareswith paid up value of Re.0.80 per share	0	NA	0	0.000%

(ii) Voted against the resolution:

Voting Rights	Number of members voted through e-voting	Number of members voted through Ballot Paper	Number of votes casted in against of resolution	Percentage of the total number of valid votes casted
100% voting rights- Fully paid up shares	13	NA	67,475	0.02%
55% voting rights- Partly paid up shareswith paid up value of Rs.1.10 per share	0	NA	0	0.00%
40% voting rights- Partly paid up shareswith paid up value of Re.0.80 per share	0	NA	0	0.000%



(iii) Invalid votes*:


Voting Rights	Total numbers of members whose votes were declared invalid	Total number of votes casted by them
100% voting rights- Fully paid up shares	4	40,942
55% voting rights- Partly paid up shares with paid up value of Rs.1.10 per share	0	0
40% voting rights- Partly paid up shares with paid up value of Re.0.80 per share	0	0

*includes abstain votes.

9. Based on the aforesaid results, all the Special Resolutions pertaining to the item(s) of business listed at sr. nos. 1 to 6 (both inclusive) set forth in Postal Ballot Notice dated March 6, 2021 have been passed with the requisite majority as per the provisions of the Companies Act, 2013 and Rules made thereunder.
10. The Register, all other papers and other relevant records relating to remote e-voting shall remain in our safe custody until the chairman considers, approves and signs the minutes and thereafter the same would be handed over to the Company Secretary of the Company for the safe keeping.
11. The report of e-voting, in the format prescribed under Regulation 44 of SEBI (Listing Obligations and Disclosure Requirements) Regulations, 2015 is enclosed as **Annexure - A**.

Thanking you,

Yours truly,


P. S. Jain & Associates,
Chartered Accountants
Firm No. 017147
Swati Jain
Proprietor
M. No. : ACA 526173

UDIN: 21526173AAAAAI1711


Date: April 16, 2021

Place: Gurugram

Time: 11:30 AM

Encl: as above

Countersigned By:


Lalit Sharma
Company Secretary
(on behalf of the Chairman)

Combined Voting Results					Annexure A			
Agenda item no. 1: Approval for issuance of sponsored Level III ADRs / Depository Receipts and fresh issuance of equity shares for conversion into ADRs / Depository Receipts, and/or equity shares under a qualified institutions placement.								
Resolution required: (Ordinary/ Special)			Special					
Whether promoter/ promoter group are interested in the agenda/resolution?			No					
voting by members holding fully paid up Equity Shares of face value of Rs. 2 each (having 100% Voting Rights on each share held by them) (FPS)								
Category	Mode of Voting	No. of shares held (1)	No. of votes polled (2)	% of Votes Polled on outstanding shares (3)=[(2)/(1)]* 100	No. of Votes – in favour (4)	No. of Votes – against (5)	% of Votes in favour on votes polled (6)=[(4)/(2)]*100	% of Votes against on votes polled (7)=[(5)/(2)]*100
Promoter and Promoter Group	E-Voting	13,91,95,429	13,91,95,429	100.000	13,91,95,429	0	100.000	0.000
	Poll	13,91,95,429	0	0.000	0	0	0.000	0.000
	Postal Ballot	13,91,95,429	0	0.000	0	0	0.000	0.000
	Total	13,91,95,429	13,91,95,429	100.000	13,91,95,429	0	100.000	0.000
Public Institutions	E-Voting	16,86,98,880	12,94,36,081	76.726	12,93,70,423	65,658	99.949	0.051
	Poll	16,86,98,880	0	0.000	0	0	0.000	0.000
	Postal Ballot	16,86,98,880	0	0.000	0	0	0.000	0.000
	Total	16,86,98,880	12,94,36,081	76.726	12,93,70,423	65,658	99.949	0.051
Public Non Institutions	E-Voting	21,92,20,583	11,53,29,746	52.609	11,53,29,709	37	100.000	0.000
	Poll	21,92,20,583	0	0.000	0	0	0.000	0.000
	Postal Ballot	21,92,20,583	0	0.000	0	0	0.000	0.000
	Total	21,92,20,583	11,53,29,746	52.609	11,53,29,709	37	100.000	0.000
Total		52,71,14,892	38,39,61,256	72.842	38,38,95,561	65,695	99.983	0.017
voting by members holding Partly paid up Equity Shares of face value of Rs. 2 each, with paid up value Rs.1.10 per share (having 55% Voting Rights on each share held by them) (PPS)								
Category	Mode of Voting	No. of shares held (1)	No. of votes polled (2)	% of Votes Polled on outstanding shares (3)=[(2)/(1)]* 100	No. of Votes – in favour (4)	No. of Votes – against (5)	% of Votes in favour on votes polled (6)=[(4)/(2)]*100	% of Votes against on votes polled (7)=[(5)/(2)]*100
Promoter and Promoter Group	E-Voting	3,57,88,434	3,57,88,434	100.000	3,57,88,434	0	100.000	0.000
	Poll	3,57,88,434	0	0.000	0	0	0.000	0.000
	Postal Ballot	3,57,88,434	0	0.000	0	0	0.000	0.000
	Total	3,57,88,434	3,57,88,434	100.000	3,57,88,434	0	100.000	0.000
Public Institutions	E-Voting	1,31,55,119	1,11,97,896	85.122	1,11,97,896	0	100.000	0.000
	Poll	1,31,55,119	0	0.000	0	0	0.000	0.000
	Postal Ballot	1,31,55,119	0	0.000	0	0	0.000	0.000
	Total	1,31,55,119	1,11,97,896	85.122	1,11,97,896	0	100.000	0.000
Public Non Institutions	E-Voting	3,38,80,441	1,58,59,174	46.809	1,58,59,174	0	100.000	0.000
	Poll	3,38,80,441	0	0.000	0	0	0.000	0.000
	Postal Ballot	3,38,80,441	0	0.000	0	0	0.000	0.000
	Total	3,38,80,441	1,58,59,174	46.809	1,58,59,174	0	100.000	0.000
Total		8,28,23,994	6,28,45,504	75.878	6,28,45,504	0	100.000	0.000
voting by members holding Partly paid up Equity Shares of face value of Rs. 2 each, with paid up value Rs.0.80 per share (having 40% Voting Rights on each share held by them) (PPS)								
Category	Mode of Voting	No. of shares held (1)	No. of votes polled (2)	% of Votes Polled on outstanding shares (3)=[(2)/(1)]* 100	No. of Votes – in favour (4)	No. of Votes – against (5)	% of Votes in favour on votes polled (6)=[(4)/(2)]*100	% of Votes against on votes polled (7)=[(5)/(2)]*100
Promoter and Promoter Group	E-Voting	0	0	0.000	0	0	0.000	0.000
	Poll	0	0	0.000	0	0	0.000	0.000
	Postal Ballot	0	0	0.000	0	0	0.000	0.000
	Total	0	0	0.000	0	0	0.000	0.000
Public Institutions	E-Voting	464	0	0.000	0	0	0.000	0.000
	Poll	464	0	0.000	0	0	0.000	0.000
	Postal Ballot	464	0	0.000	0	0	0.000	0.000
	Total	464	0	0.000	0	0	0.000	0.000
Public Non Institutions	E-Voting	84,660	0	0.000	0	0	0.000	0.000
	Poll	84,660	0	0.000	0	0	0.000	0.000
	Postal Ballot	84,660	0	0.000	0	0	0.000	0.000
	Total	84,660	0	0.000	0	0	0.000	0.000
Total		85,124	0	0.000	0	0	0.000	0.000
Combined voting by members -Based on the Voting Rights (FPS-100%; PPS-55%; PPS- 40%) held by them								
Category	Mode of Voting	Voting Rights Held (1)	Voting Rights Polled (2)	% of Voting Rights Polled on outstanding Voting Rights (3)=[(2)/(1)]*100	No. of Voting Rights - in favour (4)	No. of Voting Rights - against (5)	% of Voting Rights in favour on Voting Rights polled (6)=[(4)/(2)]*100	% of Voting Rights against on Voting Rights polled (7)=[(5)/(2)]*100
Promoter and Promoter Group	E-Voting	15,88,79,067.70	15,88,79,067.70	100.000	15,88,79,067.70	0	100.000	0.000
	Poll	15,88,79,067.70	0	0.000	0	0	0.000	0.000
	Postal Ballot	15,88,79,067.70	0	0.000	0	0	0.000	0.000
	Total	15,88,79,067.70	15,88,79,067.70	100.000	15,88,79,067.70	0	100.000	0.000
Public Institutions	E-Voting	17,59,34,381.05	13,55,94,923.80	77.071	13,55,29,265.80	65,658.00	99.952	0.048
	Poll	17,59,34,381.05	0	0.000	0	0	0.000	0.000
	Postal Ballot	17,59,34,381.05	0	0.000	0	0	0.000	0.000
	Total	17,59,34,381.05	13,55,94,923.80	77.071	13,55,29,265.80	65,658.00	99.952	0.048
Public Non Institutions	E-Voting	23,78,88,689.55	12,40,52,291.70	52.147	12,40,52,254.70	37.00	100.000	0.000
	Poll	23,78,88,689.55	0	0.000	0	0	0.000	0.000
	Postal Ballot	23,78,88,689.55	0	0.000	0	0	0.000	0.000
	Total	23,78,88,689.55	12,40,52,291.70	52.147	12,40,52,254.70	37.00	100.000	0.000
Total		57,27,02,138.30	41,85,26,283.20	73.079	41,84,60,588.20	65,695.00	99.984	0.016



Combined Voting Results							Annexure A	
Agenda Item no. 2: Approval of Dhani Services Limited - Employee Stock Benefit Scheme 2021 and grant of Employee Stock Options and/or Shares and/or Stock Appreciation Rights to the employees/directors of the Company.								
Resolution required: (Ordinary/ Special)				Special				
Whether promoter/ promoter group are interested in the agenda/resolution?				No				
voting by members holding fully paid up Equity Shares of face value of Rs. 2 each (having 100% Voting Rights on each share held by them) (FPS)								
Category	Mode of Voting	No. of shares held (1)	No. of votes polled (2)	% of Votes Polled on outstanding shares (3)=[(2)/(1)]* 100	No. of Votes – in favour (4)	No. of Votes – against (5)	% of Votes in favour on votes polled (6)=[(4)/(2)]*1 00	% of Votes against on votes polled (7)=[(5)/(2)]*1 00
Promoter and Promoter Group	E-Voting	13,91,95,429	13,91,95,429	100.000	13,91,95,429	0	100.000	0.000
	Poll	13,91,95,429	0	0.000	0	0	0.000	0.000
	Postal Ballot	13,91,95,429	0	0.000	0	0	0.000	0.000
	Total	13,91,95,429	13,91,95,429	100.000	13,91,95,429	0	100.000	0.000
Public Institutions	E Voting	16,86,98,880	12,94,36,081	76.726	11,98,20,001	96,16,080	92.571	7.429
	Poll	16,86,98,880	0	0.000	0	0	0.000	0.000
	Postal Ballot	16,86,98,880	0	0.000	0	0	0.000	0.000
	Total	16,86,98,880	12,94,36,081	76.726	11,98,20,001	96,16,080	92.571	7.429
Public Non Institutions	E Voting	21,92,20,583	11,53,29,746	52.609	11,53,16,882	12,864	99.989	0.011
	Poll	21,92,20,583	0	0.000	0	0	0	0
	Postal Ballot	21,92,20,583	0	0.000	0	0	0.000	0.000
	Total	21,92,20,583	11,53,29,746	52.609	11,53,16,882	12,864	99.989	0.011
Total		52,71,14,892	38,39,61,256	72.842	37,43,32,312	96,28,944	97.492	2.508
voting by members holding Partly paid up Equity Shares of face value of Rs. 2 each, with paid up value Rs.1.10 per share (having 55% Voting Rights on each share held by them) (PPS)								
Category	Mode of Voting	No. of shares held (1)	No. of votes polled (2)	% of Votes Polled on outstanding shares (3)=[(2)/(1)]* 100	No. of Votes – in favour (4)	No. of Votes – against (5)	% of Votes in favour on votes polled (6)=[(4)/(2)]*1 00	% of Votes against on votes polled (7)=[(5)/(2)]*1 00
Promoter and Promoter Group	E Voting	3,57,88,434	3,57,88,434	100.000	3,57,88,434	0	100.000	0.000
	Poll	3,57,88,434	0	0.000	0	0	0.000	0.000
	Postal Ballot	3,57,88,434	0	0	0	0	0.000	0.000
	Total	3,57,88,434	3,57,88,434	100.000	3,57,88,434	0	100.000	0.000
Public Institutions	E Voting	1,31,55,119	1,11,97,896	85.122	1,11,95,106	2,790	99.975	0.025
	Poll	1,31,55,119	0	0.000	0	0	0.000	0.000
	Postal Ballot	1,31,55,119	0	0.000	0	0	0.000	0.000
	Total	1,31,55,119	1,11,97,896	85.122	1,11,95,106	2,790	99.975	0.025
Public Non Institutions	E Voting	3,38,80,441	1,58,59,174	46.809	1,58,59,174	0	100.000	0.000
	Poll	3,38,80,441	0	0.000	0	0	0.000	0.000
	Postal Ballot	3,38,80,441	0	0.000	0	0	0.000	0.000
	Total	3,38,80,441	1,58,59,174	46.809	1,58,59,174	0	100.000	0.000
Total		8,28,23,994	6,28,45,504	75.878	6,28,42,714	2,790	99.996	0.004
voting by members holding Partly paid up Equity Shares of face value of Rs. 2 each, with paid up value Re.0.80 per share (having 40% Voting Rights on each share held by them) (PPS)								
Category	Mode of Voting	No. of shares held (1)	No. of votes polled (2)	% of Votes Polled on outstanding shares (3)=[(2)/(1)]* 100	No. of Votes – in favour (4)	No. of Votes – against (5)	% of Votes in favour on votes polled (6)=[(4)/(2)]*1 00	% of Votes against on votes polled (7)=[(5)/(2)]*1 00
Promoter and Promoter Group	E-Voting	0	0	0.000	0	0	0.000	0.000
	Poll	0	0	0.000	0	0	0.000	0.000
	Postal Ballot	0	0	0.000	0	0	0.000	0.000
	Total	0	0	0.000	0	0	0.000	0.000
Public Institutions	E Voting	464	0	0.000	0	0	0.000	0.000
	Poll	464	0	0.000	0	0	0.000	0.000
	Postal Ballot	464	0	0.000	0	0	0.000	0.000
	Total	464	0	0.000	0	0	0.000	0.000
Public Non Institutions	E Voting	84,660	0	0.000	0	0	0.000	0.000
	Poll	84,660	0	0.000	0	0	0.000	0.000
	Postal Ballot	84,660	0	0.000	0	0	0.000	0.000
	Total	84,660	0	0.000	0	0	0.000	0.000
Total		85,124	0	0.000	0	0	0.000	0.000
Combined voting by members -Based on the Voting Rights (FPS-100% ; PPS-55% ; PPS- 40%) held by them								
Category	Mode of Voting	Voting Rights Held (1)	Voting Rights Polled (2)	% of Voting Rights Polled on outstanding Voting Rights (3)=[(2)/(1)]*1 00	No. of Voting Rights - in favour (4)	No. of Voting Rights - against (5)	% of Voting Rights in favour on Voting Rights polled (6)=[(4)/(2)]*100	% of Voting Rights against on Voting Rights polled (7)=[(5)/(2)]*100
Promoter and Promoter Group	E Voting	15,88,79,067.70	15,88,79,067.70	100.000	15,88,79,067.70	0	100.000	0.000
	Poll	15,88,79,067.70	0	0.000	0	0	0.000	0.000
	Postal Ballot	15,88,79,067.70	0	0.000	0	0	0.000	0.000
	Total	15,88,79,067.70	15,88,79,067.70	100.000	15,88,79,067.70	0	100.000	0.000
Public Institutions	E-Voting	17,59,34,381.05	13,55,94,923.80	77.071	12,59,77,309.30	96,17,614.50	92.907	7.093
	Poll	17,59,34,381.05	0	0.000	0	0	0.000	0.000
	Postal Ballot	17,59,34,381.05	0	0.000	0	0	0.000	0.000
	Total	17,59,34,381.05	13,55,94,923.80	77.071	12,59,77,309.30	96,17,614.50	92.907	7.093
Public Non Institutions	E-Voting	23,78,88,689.55	12,40,52,291.70	52.147	12,40,39,427.70	12,864.00	99.990	0.010
	Poll	23,78,88,689.55	0	0.000	0	0	0.000	0.000
	Postal Ballot	23,78,88,689.55	0	0.000	0	0	0.000	0.000
	Total	23,78,88,689.55	12,40,52,291.70	52.147	12,40,39,427.70	12,864.00	99.990	0.010
Total		57,27,02,138.30	41,85,26,283.20	73.079	40,88,95,804.70	96,30,478.50	97.699	2.301



Combined Voting Results							Annexure A		
Agenda item no. 3: Approval to extend the benefits of Dhani Services Limited - Employee Stock Benefit Scheme 2021 to the employees and directors of the subsidiary company(ies), if any, of the Company.									
Resolution required: (Ordinary/ Special)			Special						
Whether promoter/ promoter group are interested in the agenda/resolution?			No						
voting by members holding fully paid up Equity Shares of face value of Rs. 2 each (having 100% Voting Rights on each share held by them) (FPS)									
Category	Mode of Voting	No. of shares held (1)	No. of votes polled (2)	% of Votes Polled on outstanding shares (3)=[(2)/(1)]* 100	No. of Votes – in favour (4)	No. of Votes – against (5)	% of Votes in favour on votes polled (6)=[(4)/(2)]*1 00	% of Votes against on votes polled (7)=[(5)/(2)]*1 00	
Promoter and Promoter Group	E-Voting	13,91,95,429	13,91,95,429	100.000	13,91,95,429	0	100.000	0.000	
	Poll	13,91,95,429	0	0.000	0	0	0.000	0.000	
	Postal Ballot	13,91,95,429	0	0.000	0	0	0.000	0.000	
	Total	13,91,95,429	13,91,95,429	100.000	13,91,95,429	0	100.000	0.000	
Public Institutions	E-Voting	16,86,98,880	12,94,36,081	76.726	11,98,20,001	96,16,080	92.571	7.429	
	Poll	16,86,98,880	0	0.000	0	0	0.000	0.000	
	Postal Ballot	16,86,98,880	0	0.000	0	0	0.000	0.000	
	Total	16,86,98,880	12,94,36,081	76.726	11,98,20,001	96,16,080	92.571	7.429	
Public Non Institutions	E-Voting	21,92,20,583	11,53,29,745	52.609	11,53,16,881	12,864	99.989	0.011	
	Poll	21,92,20,583	0	0.000	0	0	0.000	0.000	
	Postal Ballot	21,92,20,583	0	0.000	0	0	0.000	0.000	
	Total	21,92,20,583	11,53,29,745	52.609	11,53,16,881	12,864	99.989	0.011	
Total		52,71,14,892	38,39,61,255	72.842	37,43,32,311	96,28,944	97.492	2.508	
voting by members holding Partly paid up Equity Shares of face value of Rs. 2 each, with paid up value Rs.1.10 per share (having 55% Voting Rights on each share held by them) (PPS)									
Category	Mode of Voting	No. of shares held (1)	No. of votes polled (2)	% of Votes Polled on outstanding shares (3)=[(2)/(1)]* 100	No. of Votes – in favour (4)	No. of Votes – against (5)	% of Votes in favour on votes polled (6)=[(4)/(2)]*1 00	% of Votes against on votes polled (7)=[(5)/(2)]*1 00	
Promoter and Promoter Group	E-Voting	3,57,88,434	3,57,88,434	100.000	3,57,88,434	0	100.000	0.000	
	Poll	3,57,88,434	0	0.000	0	0	0.000	0.000	
	Postal Ballot	3,57,88,434	0	0.000	0	0	0.000	0.000	
	Total	3,57,88,434	3,57,88,434	100.000	3,57,88,434	0	100.000	0.000	
Public Institutions	E-Voting	1,31,55,119	1,11,97,896	85.122	1,11,95,106	2,790	99.975	0.025	
	Poll	1,31,55,119	0	0.000	0	0	0.000	0.000	
	Postal Ballot	1,31,55,119	0	0.000	0	0	0.000	0.000	
	Total	1,31,55,119	1,11,97,896	85.122	1,11,95,106	2,790	99.975	0.025	
Public Non Institutions	E-Voting	3,38,80,441	1,58,59,174	46.809	1,58,59,174	0	100.000	0.000	
	Poll	3,38,80,441	0	0.000	0	0	0.000	0.000	
	Postal Ballot	3,38,80,441	0	0.000	0	0	0.000	0.000	
	Total	3,38,80,441	1,58,59,174	46.809	1,58,59,174	0	100.000	0.000	
Total		8,28,23,994	6,28,45,504	75.878	6,28,42,714	2,790	99.996	0.004	
voting by members holding Partly paid up Equity Shares of face value of Rs. 2 each, with paid up value Re.0.80 per share (having 40% Voting Rights on each share held by them) (PPS)									
Category	Mode of Voting	No. of shares held (1)	No. of votes polled (2)	% of Votes Polled on outstanding shares (3)=[(2)/(1)]* 100	No. of Votes – in favour (4)	No. of Votes – against (5)	% of Votes in favour on votes polled (6)=[(4)/(2)]*1 00	% of Votes against on votes polled (7)=[(5)/(2)]*1 00	
Promoter and Promoter Group	E-Voting	0	0	0.000	0	0	0.000	0.000	
	Poll	0	0	0.000	0	0	0.000	0.000	
	Postal Ballot	0	0	0.000	0	0	0.000	0.000	
	Total	0	0	0.000	0	0	0.000	0.000	
Public Institutions	E-Voting	464	0	0.000	0	0	0.000	0.000	
	Poll	464	0	0.000	0	0	0.000	0.000	
	Postal Ballot	464	0	0.000	0	0	0.000	0.000	
	Total	464	0	0.000	0	0	0.000	0.000	
Public Non Institutions	E-Voting	84,660	0	0.000	0	0	0.000	0.000	
	Poll	84,660	0	0.000	0	0	0.000	0.000	
	Postal Ballot	84,660	0	0.000	0	0	0.000	0.000	
	Total	84,660	0	0.000	0	0	0.000	0.000	
Total		85,124	0	0.000	0	0	0.000	0.000	
Combined voting by members -Based on the Voting Rights (FPS-100%; PPS-55%; PPS- 40%) held by them									
Category	Mode of Voting	Voting Rights Held (1)	Voting Rights Polled (2)	% of Voting Rights Polled on outstanding Voting Rights (3)=[(2)/(1)]*1 00	No. of Voting Rights - in favour (4)	No. of Voting Rights - against (5)	% of Voting Rights in favour on Voting Rights polled (6)=[(4)/(2)]*100	% of Voting Rights against on Voting Rights polled (7)=[(5)/(2)]*100	
Promoter and Promoter Group	E-Voting	15,88,79,067.70	15,88,79,067.70	100.000	15,88,79,067.70	0	100.000	0.000	
	Poll	15,88,79,067.70	0	0.000	0	0	0.000	0.000	
	Postal Ballot	15,88,79,067.70	0	0.000	0	0	0.000	0.000	
	Total	15,88,79,067.70	15,88,79,067.70	100.000	15,88,79,067.70	0	100.000	0.000	
Public Institutions	E-Voting	17,59,34,381.05	13,55,94,923.80	77.071	12,59,77,309.30	96,17,614.50	92.907	7.093	
	Poll	17,59,34,381.05	0	0.000	0	0	0.000	0.000	
	Postal Ballot	17,59,34,381.05	0	0.000	0	0	0.000	0.000	
	Total	17,59,34,381.05	13,55,94,923.80	77.071	12,59,77,309.30	96,17,614.50	92.907	7.093	
Public Non Institutions	E-Voting	23,78,88,689.55	12,40,52,290.70	52.147	12,40,39,426.70	12,864.00	99.990	0.010	
	Poll	23,78,88,689.55	0	0.000	0	0	0.000	0.000	
	Postal Ballot	23,78,88,689.55	0	0.000	0	0	0.000	0.000	
	Total	23,78,88,689.55	12,40,52,290.70	52.147	12,40,39,426.70	12,864.00	99.990	0.010	
Total		57,27,02,138.30	41,85,26,282.20	73.079	40,88,95,803.70	96,30,478.50	97.699	2.301	



Combined Voting Results					Annexure A			
Agenda item no. 4: Approval for Trust to implement and administer Dhani Services Limited - Employee Stock Benefit Scheme 2021 and other Scheme(s) and secondary market acquisition.								
Resolution required: (Ordinary/ Special)			Special					
Whether promoter/ promoter group are interested in the agenda/resolution?			No					
voting by members holding fully paid up Equity Shares of face value of Rs. 2 each (having 100% Voting Rights on each share held by them) (FPS)								
Category	Mode of Voting	No. of shares held (1)	No. of votes polled (2)	% of Votes Polled on outstanding shares (3)=[(2)/(1)]* 100	No. of Votes – in favour (4)	No. of Votes – against (5)	% of Votes in favour on votes polled (6)=[(4)/(2)]*1 00	% of Votes against on votes polled (7)=[(5)/(2)]*1 00
Promoter and Promoter Group	E-Voting	13,91,95,429	13,91,95,429	100.000	13,91,95,429	0	100.000	0.000
	Poll	13,91,95,429	0	0.000	0	0	0.000	0.000
	Postal Ballot	13,91,95,429	0	0.000	0	0	0.000	0.000
	Total	13,91,95,429	13,91,95,429	100.000	13,91,95,429	0	100.000	0.000
Public Institutions	E-Voting	16,86,98,880	12,94,36,081	76.726	11,98,40,059	95,96,022	92.586	7.414
	Poll	16,86,98,880	0	0.000	0	0	0.000	0.000
	Postal Ballot	16,86,98,880	0	0.000	0	0	0.000	0.000
	Total	16,86,98,880	12,94,36,081	76.726	11,98,40,059	95,96,022	92.586	7.414
Public- Non Institutions	E-Voting	21,92,20,583	11,53,29,745	52.609	11,53,16,898	12,847	99.989	0.011
	Poll	21,92,20,583	0	0.000	0	0	0.000	0.000
	Postal Ballot	21,92,20,583	0	0.000	0	0	0.000	0.000
	Total	21,92,20,583	11,53,29,745	52.609	11,53,16,898	12,847	99.989	0.011
Total		52,71,14,892	38,39,61,255	72.842	37,43,52,386	96,08,869	97.497	2.503
voting by members holding Partly paid up Equity Shares of face value of Rs. 2 each, with paid up value Rs.1.10 per share (having 55% Voting Rights on each share held by them) (PPS)								
Category	Mode of Voting	No. of shares held (1)	No. of votes polled (2)	% of Votes Polled on outstanding shares (3)=[(2)/(1)]* 100	No. of Votes – in favour (4)	No. of Votes – against (5)	% of Votes in favour on votes polled (6)=[(4)/(2)]*1 00	% of Votes against on votes polled (7)=[(5)/(2)]*1 00
Promoter and Promoter Group	E-Voting	3,57,88,434	3,57,88,434	100.000	3,57,88,434	0	100.000	0.000
	Poll	3,57,88,434	0	0.000	0	0	0.000	0.000
	Postal Ballot	3,57,88,434	0	0.000	0	0	0.000	0.000
	Total	3,57,88,434	3,57,88,434	100.000	3,57,88,434	0	100.000	0.000
Public Institutions	E-Voting	1,31,55,119	1,11,97,896	85.122	1,11,97,896	0	100.000	0.000
	Poll	1,31,55,119	0	0.000	0	0	0.000	0.000
	Postal Ballot	1,31,55,119	0	0.000	0	0	0.000	0.000
	Total	1,31,55,119	1,11,97,896	85.122	1,11,97,896	0	100.000	0.000
Public- Non Institutions	E-Voting	3,38,80,441	1,58,59,174	46.809	1,58,59,174	0	100.000	0.000
	Poll	3,38,80,441	0	0.000	0	0	0.000	0.000
	Postal Ballot	3,38,80,441	0	0.000	0	0	0.000	0.000
	Total	3,38,80,441	1,58,59,174	46.809	1,58,59,174	0	100.000	0.000
Total		8,28,23,994	6,28,45,504	75.878	6,28,45,504	0	100.000	0.000
voting by members holding Partly paid up Equity Shares of face value of Rs. 2 each, with paid up value Re.0.80 per share (having 40% Voting Rights on each share held by them) (PPS)								
Category	Mode of Voting	No. of shares held (1)	No. of votes polled (2)	% of Votes Polled on outstanding shares (3)=[(2)/(1)]* 100	No. of Votes – in favour (4)	No. of Votes – against (5)	% of Votes in favour on votes polled (6)=[(4)/(2)]*1 00	% of Votes against on votes polled (7)=[(5)/(2)]*1 00
Promoter and Promoter Group	E-Voting	0	0	0.000	0	0	0.000	0.000
	Poll	0	0	0.000	0	0	0.000	0.000
	Postal Ballot	0	0	0.000	0	0	0.000	0.000
	Total	0	0	0.000	0	0	0.000	0.000
Public Institutions	E-Voting	464	0	0.000	0	0	0.000	0.000
	Poll	464	0	0.000	0	0	0.000	0.000
	Postal Ballot	464	0	0.000	0	0	0.000	0.000
	Total	464	0	0.000	0	0	0.000	0.000
Public- Non Institutions	E-Voting	84,660	0	0.000	0	0	0.000	0.000
	Poll	84,660	0	0.000	0	0	0.000	0.000
	Postal Ballot	84,660	0	0.000	0	0	0.000	0.000
	Total	84,660	0	0.000	0	0	0.000	0.000
Total		85,124	0	0.000	0	0	0.000	0.000
Combined voting by members -Based on the Voting Rights (FPS-100%; PPS-55%; PPS- 40%) held by them								
Category	Mode of Voting	Voting Rights Held (1)	Voting Rights Polled (2)	% of Voting Rights Polled on outstanding Voting Rights (3)=[(2)/(1)]*1 00	No. of Voting Rights - In favour (4)	No. of Voting Rights - against (5)	% of Voting Rights in favour on Voting Rights polled (6)=[(4)/(2)]*100	% of Voting Rights against on Voting Rights polled (7)=[(5)/(2)]*100
Promoter and Promoter Group	E-Voting	15,88,79,067.70	15,88,79,067.70	100.000	15,88,79,067.70	0	100.000	0.000
	Poll	15,88,79,067.70	0	0.000	0	0	0.000	0.000
	Postal Ballot	15,88,79,067.70	0	0.000	0	0	0.000	0.000
	Total	15,88,79,067.70	15,88,79,067.70	100.000	15,88,79,067.70	0	100.000	0.000
Public Institutions	E-Voting	17,59,34,381.05	13,55,94,923.80	77.071	12,59,98,901.80	95,96,022.00	92.923	7.077
	Poll	17,59,34,381.05	0	0.000	0	0	0.000	0.000
	Postal Ballot	17,59,34,381.05	0	0.000	0	0	0.000	0.000
	Total	17,59,34,381.05	13,55,94,923.80	77.071	12,59,98,901.80	95,96,022.00	92.923	7.077
Public- Non Institutions	E-Voting	23,78,88,689.55	12,40,52,290.70	52.147	12,40,39,443.70	12,847.00	99.990	0.010
	Poll	23,78,88,689.55	0	0.000	0	0	0.000	0.000
	Postal Ballot	23,78,88,689.55	0	0.000	0	0	0.000	0.000
	Total	23,78,88,689.55	12,40,52,290.70	52.147	12,40,39,443.70	12,847.00	99.990	0.010
Total		57,27,02,138.30	41,85,26,282.20	73.079	40,89,17,413.20	96,08,869.00	97.704	2.296



Combined Voting Results							Annexure A	
Agenda item no. 5: Approval to amend existing Main Objects clause of the Memorandum of Association of the Company.								
Resolution required: (Ordinary/ Special)			Special					
Whether promoter/ promoter group are Interested in the agenda/resolution?			No					
voting by members holding fully paid up Equity Shares of face value of Rs. 2 each (having 100% Voting Rights on each share held by them) (FPS)								
Category	Mode of Voting	No. of shares held (1)	No. of votes polled (2)	% of Votes Polled on outstanding shares (3)=[(2)/(1)]* 100	No. of Votes – in favour (4)	No. of Votes – against (5)	% of Votes in favour on votes polled (6)=[(4)/(2)]*1 00	% of Votes against on votes polled (7)=[(5)/(2)]*1 00
Promoter and Promoter Group	E-Voting	13,91,95,429	13,91,95,429	100.000	13,91,95,429	0	100.000	0.000
	Poll	13,91,95,429	0	0.000	0	0	0.000	0.000
	Postal Ballot	13,91,95,429	0	0.000	0	0	0.000	0.000
	Total	13,91,95,429	13,91,95,429	100.000	13,91,95,429	0	100.000	0.000
Public- Institutions	E-Voting	16,86,98,880	12,94,36,081	76.726	12,94,36,081	0	100.000	0.000
	Poll	16,86,98,880	0	0.000	0	0	0.000	0.000
	Postal Ballot	16,86,98,880	0	0.000	0	0	0.000	0.000
	Total	16,86,98,880	12,94,36,081	76.726	12,94,36,081	0	100.000	0.000
Public Non Institutions	E-Voting	21,92,20,583	11,53,29,726	52.609	11,53,29,347	379	100.000	0.000
	Poll	21,92,20,583	0	0.000	0	0	0	0.000
	Postal Ballot	21,92,20,583	0	0.000	0	0	0.000	0.000
	Total	21,92,20,583	11,53,29,726	52.609	11,53,29,347	379	100.000	0.000
Total		52,71,14,892	38,39,61,236	72.842	38,39,60,857	379	100.000	0.000
voting by members holding Partly paid up Equity Shares of face value of Rs. 2 each, with paid up value Rs.1.10 per share (having 55% Voting Rights on each share held by them) (PPS)								
Category	Mode of Voting	No. of shares held (1)	No. of votes polled (2)	% of Votes Polled on outstanding shares (3)=[(2)/(1)]* 100	No. of Votes – in favour (4)	No. of Votes – against (5)	% of Votes in favour on votes polled (6)=[(4)/(2)]*1 00	% of Votes against on votes polled (7)=[(5)/(2)]*1 00
Promoter and Promoter Group	E-Voting	3,57,88,434	3,57,88,434	100.000	3,57,88,434	0	100.000	0.000
	Poll	3,57,88,434	0	0.000	0	0	0.000	0.000
	Postal Ballot	3,57,88,434	0	0.000	0	0	0.000	0.000
	Total	3,57,88,434	3,57,88,434	100.000	3,57,88,434	0	100.000	0.000
Public- Institutions	E-Voting	1,31,55,119	1,11,97,896	85.122	1,11,97,896	0	100.000	0.000
	Poll	1,31,55,119	0	0.000	0	0	0.000	0.000
	Postal Ballot	1,31,55,119	0	0.000	0	0	0.000	0.000
	Total	1,31,55,119	1,11,97,896	85.122	1,11,97,896	0	100.000	0.000
Public Non Institutions	E-Voting	3,38,80,441	1,58,59,174	46.809	1,58,59,174	0	100.000	0.000
	Poll	3,38,80,441	0	0.000	0	0	0.000	0.000
	Postal Ballot	3,38,80,441	0	0.000	0	0	0.000	0.000
	Total	3,38,80,441	1,58,59,174	46.809	1,58,59,174	0	100.000	0.000
Total		8,28,23,994	6,28,45,504	75.878	6,28,45,504	0	100.000	0.000
voting by members holding Partly paid up Equity Shares of face value of Rs. 2 each, with paid up value Re.0.80 per share (having 40% Voting Rights on each share held by them) (PPS)								
Category	Mode of Voting	No. of shares held (1)	No. of votes polled (2)	% of Votes Polled on outstanding shares (3)=[(2)/(1)]* 100	No. of Votes – in favour (4)	No. of Votes – against (5)	% of Votes in favour on votes polled (6)=[(4)/(2)]*1 00	% of Votes against on votes polled (7)=[(5)/(2)]*1 00
Promoter and Promoter Group	E-Voting	0	0	0.000	0	0	0.000	0.000
	Poll	0	0	0.000	0	0	0.000	0.000
	Postal Ballot	0	0	0.000	0	0	0.000	0.000
	Total	0	0	0.000	0	0	0.000	0.000
Public- Institutions	E-Voting	464	0	0.000	0	0	0.000	0.000
	Poll	464	0	0.000	0	0	0.000	0.000
	Postal Ballot	464	0	0.000	0	0	0.000	0.000
	Total	464	0	0.000	0	0	0.000	0.000
Public Non Institutions	E-Voting	84,660	0	0.000	0	0	0.000	0.000
	Poll	84,660	0	0.000	0	0	0.000	0.000
	Postal Ballot	84,660	0	0.000	0	0	0.000	0.000
	Total	84,660	0	0.000	0	0	0.000	0.000
Total		85,124	0	0.000	0	0	0.000	0.000
Combined voting by members - Based on the Voting Rights (FPS-100%; PPS-55%; PPS- 40%) held by them								
Category	Mode of Voting	Voting Rights Held (1)	Voting Rights Polled (2)	% of Voting Rights Polled on outstanding Voting Rights (3)=[(2)/(1)]*1 00	No. of Voting Rights - in favour (4)	No. of Voting Rights - against (5)	% of Voting Rights in favour on Voting Rights polled (6)=[(4)/(2)]*100	% of Voting Rights against on Voting Rights polled (7)=[(5)/(2)]*100
Promoter and Promoter Group	E-Voting	15,88,79,067.70	15,88,79,067.70	100.000	15,88,79,067.70	0	100.000	0.000
	Poll	15,88,79,067.70	0	0.000	0	0	0.000	0.000
	Postal Ballot	15,88,79,067.70	0	0.000	0	0	0.000	0.000
	Total	15,88,79,067.70	15,88,79,067.70	100.000	15,88,79,067.70	0	100.000	0.000
Public- Institutions	E-Voting	17,59,34,381.05	13,55,94,923.80	77.071	13,55,94,923.80	0.00	100.000	0.000
	Poll	17,59,34,381.05	0	0.000	0	0	0.000	0.000
	Postal Ballot	17,59,34,381.05	0	0.000	0	0	0.000	0.000
	Total	17,59,34,381.05	13,55,94,923.80	77.071	13,55,94,923.80	0.00	100.000	0.000
Public Non Institutions	E-Voting	23,78,88,689.55	12,40,52,271.70	52.147	12,40,51,892.70	379.00	100.000	0.000
	Poll	23,78,88,689.55	0	0.000	0	0	0.000	0.000
	Postal Ballot	23,78,88,689.55	0	0.000	0	0	0.000	0.000
	Total	23,78,88,689.55	12,40,52,271.70	52.147	12,40,51,892.70	379.00	100.000	0.000
Total		57,27,02,138.30	41,85,26,263.20	73.079	41,85,25,884.20	379.00	100.000	0.000



Combined Voting Results					Annexure A			
Agenda item no. 6: Approval for extension of time for making Third and Final Call on partly paid up equity shares allotted under the Rights Issue in terms of Letter of Offer dated February 1, 2018.								
Resolution required: (Ordinary/ Special)			Special					
Whether promoter/ promoter group are interested in the agenda/resolution?			No					
voting by members holding fully paid up Equity Shares of face value of Rs. 2 each (having 100% Voting Rights on each share held by them) (FPS)								
Category	Mode of Voting	No. of shares held (1)	No. of votes polled (2)	% of Votes Polled on outstanding shares (3)=[(2)/(1)]* 100	No. of Votes – in favour (4)	No. of Votes – against (5)	% of Votes in favour on votes polled (6)=[(4)/(2)]*1 00	% of Votes against on votes polled (7)=[(5)/(2)]*1 00
Promoter and Promoter Group	E-Voting	13,91,95,429	13,91,95,429	100.000	13,91,95,429	0	100.000	0.000
	Poll	13,91,95,429	0	0.000	0	0	0.000	0.000
	Postal Ballot	13,91,95,429	0	0.000	0	0	0.000	0.000
	Total	13,91,95,429	13,91,95,429	100.000	13,91,95,429	0	100.000	0.000
Public Institutions	E-Voting	16,86,98,880	12,94,36,081	76.726	12,93,70,423	65,658	99.949	0.051
	Poll	16,86,98,880	0	0.000	0	0	0.000	0.000
	Postal Ballot	16,86,98,880	0	0.000	0	0	0.000	0.000
	Total	16,86,98,880	12,94,36,081	76.726	12,93,70,423	65,658	99.949	0.051
Public Non Institutions	E-Voting	21,92,20,583	11,53,29,726	52.609	11,53,27,909	1,817	99.998	0.002
	Poll	21,92,20,583	0	0.000	0	0	0	0
	Postal Ballot	21,92,20,583	0	0.000	0	0	0.000	0.000
	Total	21,92,20,583	11,53,29,726	52.609	11,53,27,909	1,817	99.998	0.002
Total		52,71,14,892	38,39,61,236	72.842	38,38,93,761	67,475	99.982	0.018
voting by members holding Partly paid up Equity Shares of face value of Rs. 2 each, with paid up value Rs.1.10 per share (having 55% Voting Rights on each share held by them) (PPS)								
Category	Mode of Voting	No. of shares held (1)	No. of votes polled (2)	% of Votes Polled on outstanding shares (3)=[(2)/(1)]* 100	No. of Votes – in favour (4)	No. of Votes – against (5)	% of Votes in favour on votes polled (6)=[(4)/(2)]*1 00	% of Votes against on votes polled (7)=[(5)/(2)]*1 00
Promoter and Promoter Group	E-Voting	3,57,88,434	3,57,88,434	100.000	3,57,88,434	0	100.000	0.000
	Poll	3,57,88,434	0	0.000	0	0	0.000	0.000
	Postal Ballot	3,57,88,434	0	0	0	0	0.000	0.000
	Total	3,57,88,434	3,57,88,434	100.000	3,57,88,434	0	100.000	0.000
Public Institutions	E-Voting	1,31,55,119	1,11,97,896	85.122	1,11,97,896	0	100.000	0.000
	Poll	1,31,55,119	0	0.000	0	0	0.000	0.000
	Postal Ballot	1,31,55,119	0	0.000	0	0	0.000	0.000
	Total	1,31,55,119	1,11,97,896	85.122	1,11,97,896	0	100.000	0.000
Public Non Institutions	E-Voting	3,38,80,441	1,58,59,174	46.809	1,58,59,174	0	100.000	0.000
	Poll	3,38,80,441	0	0.000	0	0	0.000	0.000
	Postal Ballot	3,38,80,441	0	0.000	0	0	0.000	0.000
	Total	3,38,80,441	1,58,59,174	46.809	1,58,59,174	0	100.000	0.000
Total		8,28,23,994	6,28,45,504	75.878	6,28,45,504	0	100.000	0.000
voting by members holding Partly paid up Equity Shares of face value of Rs. 2 each, with paid up value Re.0.80 per share (having 40% Voting Rights on each share held by them) (PPS)								
Category	Mode of Voting	No. of shares held (1)	No. of votes polled (2)	% of Votes Polled on outstanding shares (3)=[(2)/(1)]* 100	No. of Votes – in favour (4)	No. of Votes – against (5)	% of Votes in favour on votes polled (6)=[(4)/(2)]*1 00	% of Votes against on votes polled (7)=[(5)/(2)]*1 00
Promoter and Promoter Group	E-Voting	0	0	0.000	0	0	0.000	0.000
	Poll	0	0	0.000	0	0	0.000	0.000
	Postal Ballot	0	0	0.000	0	0	0.000	0.000
	Total	0	0	0.000	0	0	0.000	0.000
Public Institutions	E-Voting	464	0	0.000	0	0	0.000	0.000
	Poll	464	0	0.000	0	0	0.000	0.000
	Postal Ballot	464	0	0.000	0	0	0.000	0.000
	Total	464	0	0.000	0	0	0.000	0.000
Public Non Institutions	E-Voting	84,660	0	0.000	0	0	0.000	0.000
	Poll	84,660	0	0.000	0	0	0.000	0.000
	Postal Ballot	84,660	0	0.000	0	0	0.000	0.000
	Total	84,660	0	0.000	0	0	0.000	0.000
Total		85,124	0	0.000	0	0	0.000	0.000
Combined voting by members - Based on the Voting Rights (FPS-100%; PPS-55%; PPS- 40%) held by them								
Category	Mode of Voting	Voting Rights Held (1)	Voting Rights Polled (2)	% of Voting Rights Polled on outstanding Voting Rights (3)=[(2)/(1)]*1 00	No. of Voting Rights - In favour (4)	No. of Voting Rights - against (5)	% of Voting Rights in favour on Voting Rights polled (6)=[(4)/(2)]*100	% of Voting Rights against on Voting Rights polled (7)=[(5)/(2)]*100
Promoter and Promoter Group	E-Voting	15,88,79,067.70	15,88,79,067.70	100.000	15,88,79,067.70	0	100.000	0.000
	Poll	15,88,79,067.70	0	0.000	0	0	0.000	0.000
	Postal Ballot	15,88,79,067.70	0	0.000	0	0	0.000	0.000
	Total	15,88,79,067.70	15,88,79,067.70	100.000	15,88,79,067.70	0	100.000	0.000
Public Institutions	E-Voting	17,59,34,381.05	13,55,94,923.80	77.071	13,55,29,265.80	65,658.00	99.952	0.048
	Poll	17,59,34,381.05	0	0.000	0	0	0.000	0.000
	Postal Ballot	17,59,34,381.05	0	0.000	0	0	0.000	0.000
	Total	17,59,34,381.05	13,55,94,923.80	77.071	13,55,29,265.80	65,658.00	99.952	0.048
Public - Non Institutions	E-Voting	23,78,88,689.55	12,40,52,271.70	52.147	12,40,50,454.70	1,817.00	99.999	0.001
	Poll	23,78,88,689.55	0	0.000	0	0	0.000	0.000
	Postal Ballot	23,78,88,689.55	0	0.000	0	0	0.000	0.000
	Total	23,78,88,689.55	12,40,52,271.70	52.147	12,40,50,454.70	1,817.00	99.999	0.001
Total		57,27,02,138.30	41,85,26,263.20	73.079	41,84,58,788.20	67,475.00	99.984	0.016

